

“Fun! FUN! Super fun!

Children’s thoughts on OSC”

Survey results of children using out of
school care (OSC) in Scotland

January 2019



The Scottish Out of School Care Network (SOSCN)

ABOUT THE SCOTTISH OUT OF SCHOOL CARE NETWORK (SOSCN)

The Scottish Out of School Care Network (SOSCN) is the national intermediary charitable organisation supporting the out of school care sector in Scotland. SOSCN is a Company Limited by guarantee and is a Scottish registered charity (SC020520).

SOSCN provides support, mentoring, training, information and resources to all childcare services providing play, care and learning opportunities for school-age children in Scotland.

Web: www.soscn.org

Twitter: @soscn

SURVEY BACKGROUND

From the summer of 2017 to the summer of 2018 the Scottish Out of School Care Network conducted a survey of children attending out of school care in various locations across Scotland. In total, 652 responses were received from children varying in age from 4 years old to 15 years old.

METHODOLOGY

The survey comprised 11 questions, 9 of which were statements children were required to respond with yes/maybe/no answers. The other 2 questions required responses written (or drawn) in the children’s own words. In total, 9 questions were quantitative and 2 were qualitative.

Paper copies of the surveys were sent to services along with guidance for staff on how to support children complete the questionnaire. The guidance emphasised that responses would be anonymous, participation was voluntary and that staff should not unduly influence children’s responses. (See appendices for the survey questions and completion guidance.)

On receipt of the completed questionnaires, SOSCN inputted the results for each survey into an online survey analysis tool (freeonlinesurveys.com). This tool was then used to collate results.

For written (or drawn) responses answers were analysed thematically and the frequency of their mention was ascertained.

RESULTS

The results have been analysed by overall responses, by age [youngest (4,5,6 year olds) compared to oldest (10,11,12)] and gender where appropriate.

SUMMARY

A total of 652 responses were received from children using out of school care across Scotland.

The highest number of responses were amongst 7- 9 year olds with fewer responses from older children. The youngest respondent was 4 years old and the oldest was 15 years old.

53% of respondents were female, 44% were male and 4% were unknown.

OVERALL RESPONSES

Overall responses to statements were mostly positive – 70% or more children agreed with 7 out of the 9 statements. The top 5 responses were:

- ‘I know I can ask staff if I need help or have a worry’ (‘Yes’ - 88%)
- ‘The staff care about children in the club and listen to us’ (‘Yes’ – 87%)
- ‘I mostly enjoy being with other children at the club’ (‘Yes’ – 78%)
- ‘I am quite happy at the club’ (‘Yes’ – 76%)
- ‘I choose what play and games I do at the club’ (‘Yes’ – 74%)

The ‘top 5’ best things about the club were:

1. Play/playing (34% of children)
2. Friends (19% of children)
3. Toys/games (11% of children)
4. = Snack/food (7% of children)
4. = Outside/outdoors (7% of children)
5. = ICT/x-box/Wii/Playstation (5% of children)
5. = Staff (5% of children)
5. = Draw/arts/crafts (5% of children)

The ‘top 5’ things that could be better were:

1. Nothing (16% of children)
2. Toys/games (11% of children)
3. = Play/playing (6% of children)
3. = Snack/food (6% of children)
4. = Outside/outdoors (5% of children)
4. = Trips (5% of children)
5. ICT/X-box/Wii/Playstation (3% of children)

RESPONSES BY GENDER

Overall, girls responded more positively to the statements than boys. The top two responses for both girls and boys related to staff. There was a similarity to the top responses between the girls and boys. The only significant difference was that girls (84%) were more likely than boys (67%) to agree that they were quite happy at the club.

Top 5 responses from girls

- =1. ‘I know I can ask one of the staff if I need help or have a worry’ (91% of girls)
- =1. ‘The staff care about children in the club and listen to us.’ (91% of girls)
- 2. ‘I am quite happy at the club.’ (84% of girls)
- 3. ‘I mostly enjoy being with other children at the club.’ (81% of girls)
- 4. ‘I can choose what play and games I do at the club.’ (76% of girls)
- 5. ‘Children help choose new things for the club.’ (71% of girls)

Top 5 responses from boys

- 1. ‘I know I can ask one of the staff if I need help or have a worry’ (84% of boys)
- 2. ‘The staff care about children in the club and listen to us.’ (83% of boys)
- 3. ‘I mostly enjoy being with other children at the club.’ (76% of boys)
- 4. ‘I get a chance to rest and relax at the club.’ (72% of boys)
- 5. ‘I can choose what play and games I do at the club.’ (71% of boys)

‘Best thing about out of school care’

In terms of the ‘best thing’ about the club, the first 3 responses are the same between girls and boys – ‘play/playing’, ‘friend/friends’ and ‘toys/games’. After that we can see that there is a split in terms of more typically gendered activities- ‘draw/arts/crafts’ was much more popular amongst girls than ‘ICT/x-box/Wii/Playstation’, ‘football’ or ‘lego’ and conversely the opposite was true amongst boys.

	Female
Play/playing	29%
Friends/friend	22%
Toys/games	9%
Snack/food	7%
Draw/arts/crafts	7%
Outside/outdoors	7%
Fun	6%
Staff	6%
Trips	2%
ICT/x-box/Wii/Playstation	2%
Football	1%
Lego	0%

	Male
Play/playing	30%
Friends/friend	13%
Toys/games	9%
ICT/x-box/Wii/Playstation	7%
Snack/food	6%
Football	6%
Outside/outdoors	5%
Fun	5%
Lego	4%
Staff	2%
Draw/arts/crafts	1%
Trips	1%

‘What could be better about out of school care’

In terms ‘what could be better about the club’, the first 3 responses are the same between girls and boys – ‘nothing’, ‘toys/games’ and ‘play/playing’. After that we can see once again that there is a split in terms of more typically gendered activities- no girls mentioned ‘football’, ‘ICT/x-box/Wii/Playstation’ or ‘Lego’ as things which could improve the club. Boys however did mention this but did not mention ‘draw/arts/crafts’.

	Female
Nothing	15%
Toys/games	9%
Play/playing	5%
Outside/outdoors	4%
Trips	5%
Snack/food	4%
Draw/arts/crafts	3%
Staff	2%
Friends/friend	2%
Football	0%
ICT/x-box/Wii/playstation	0%
Lego	0%

	Male
Nothing	12%
Toys/games	9%
Play/playing	5%
Outside/outdoors	5%
ICT/x-box/Wii/playstation	5%
Snack/food	4%
Football	4%
Trips	3%
Lego	2%
Friends/friend	1%
Draw/arts/crafts	0%
Staff	0%

RESPONSES COMPARED BY YOUNGEST (4,5,6 year olds) AND OLDEST (10,11,12 year olds)

Overall the youngest children were more positive than the older children. The youngest and oldest children shared the same top 5 responses, albeit the youngest were at higher percentages:

Top 5 responses for both youngest and oldest children:

1. ‘The staff care about children in the club and listen to us.’ (91% youngest; 83% oldest)
2. ‘I know I can ask one of the staff if I need help or have a worry.’ (90% youngest; 82% oldest)
3. ‘I mostly enjoy being with other children at the club.’ (85% youngest; 69% oldest)
4. ‘I can choose what play and games I do at the club.’ (82% youngest; 65% oldest)
5. ‘I am quite happy at the club.’ (81% youngest; 62% oldest)

SECTION ONE: OVERALL ANSWERS

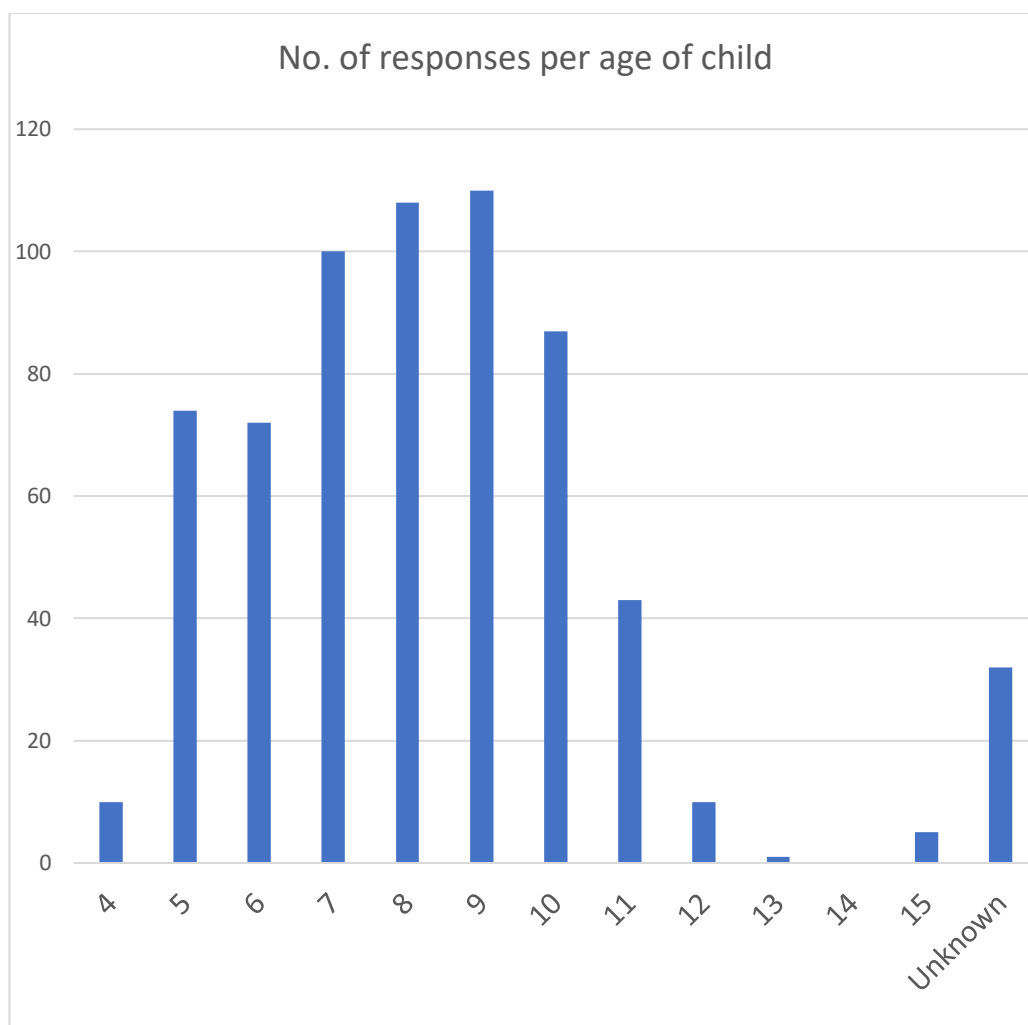
1.Overall number of responses by age

The highest number of responses were amongst 7-9 year olds with fewer responses from older children. (In general, this is consistent with overall usage of out of school care where we see a drop-off in numbers as children reach later primary years.)

Table 1.1: Overall number of responses by age

Age	4	5	6	7	8	9	10	11	12	13	14	15	Unknown
No. of responses	10	74	72	100	108	110	87	43	10	1	0	5	32
Percentage	2%	11%	11%	15%	17%	17%	13%	7%	2%	0%	0%	1%	5%

Chart 1.1: Overall number of responses by age



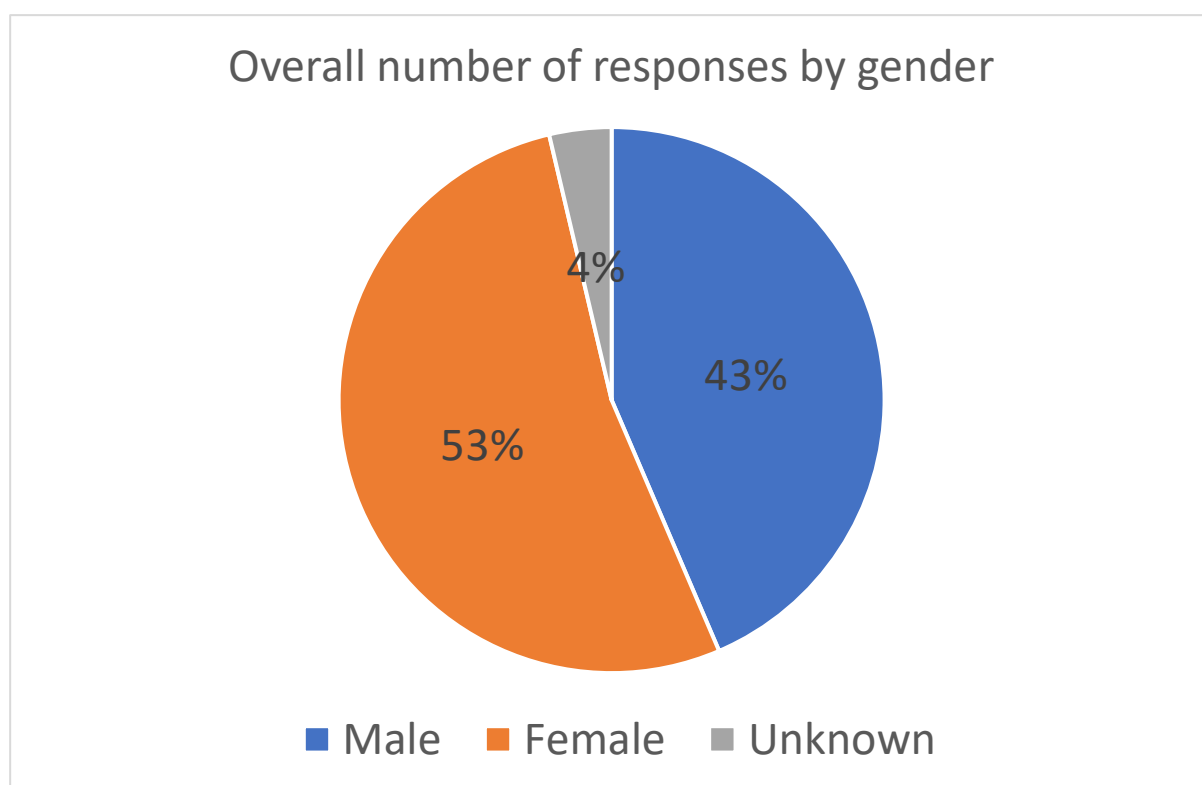
2. Overall number of responses by gender

53% of respondents were female, 44% were male and 4% were unknown.

Table 1.2: Overall number of responses by gender

Responses		
Gender	Number	Percentage
Male	284	44%
Female	344	53%
Unknown	24	4%

Chart 1.2: Overall number of responses by gender



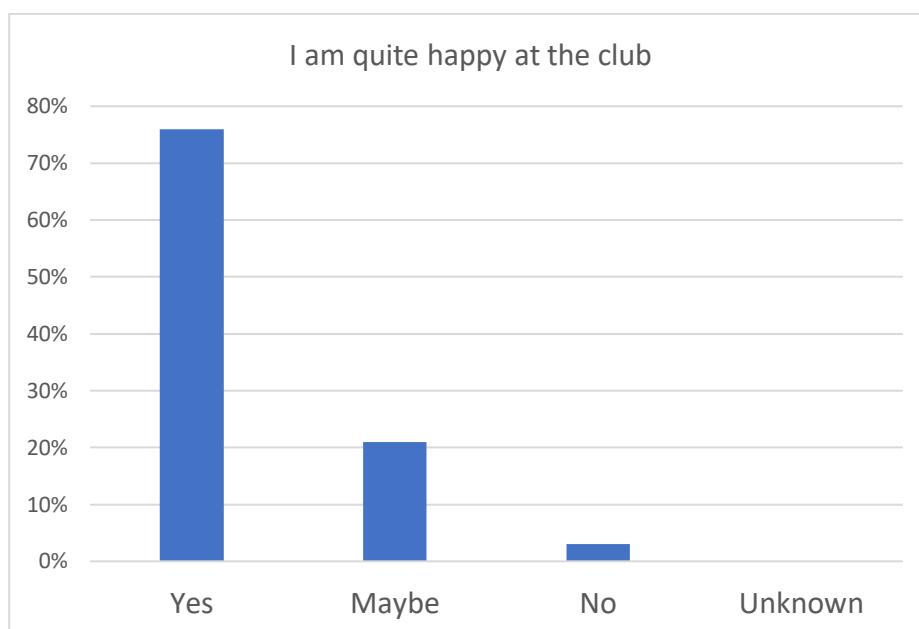
Statement One: “I am quite happy at the club”

76% of children agreed that they are quite happy at the club, 21% said ‘maybe’ and 3% said ‘no’. <1% was unknown.

Table 1.3: ‘I am quite happy at the club’ (Overall responses)

Responses		
Answer	Percentage	Number
Yes	76%	493
Maybe	21%	136
No	3%	22
Unknown	<1%	1

Chart 1.3: ‘I am quite happy at the club’ (Overall responses)



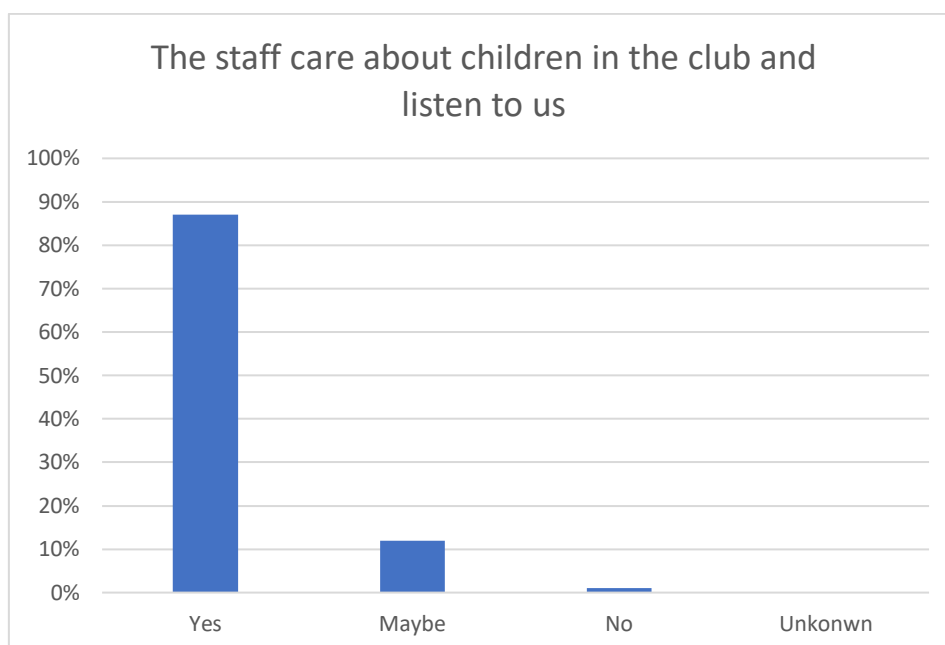
STATEMENT TWO: “The staff care about children in the club and listen to us”

87% of children agreed that the staff care about children in the club and listen to us, 12% said ‘maybe’ and 1% said ‘no’.

Table 1.4: ‘The staff care about children in the club and listen to us’ (Overall responses)

Responses		
Answer	Percentage	Number
Yes	87%	570
Maybe	12%	77
No	1%	5
Unknown	0%	0

Chart 1.4: ‘The staff care about children in the club and listen to us’ (Overall responses)



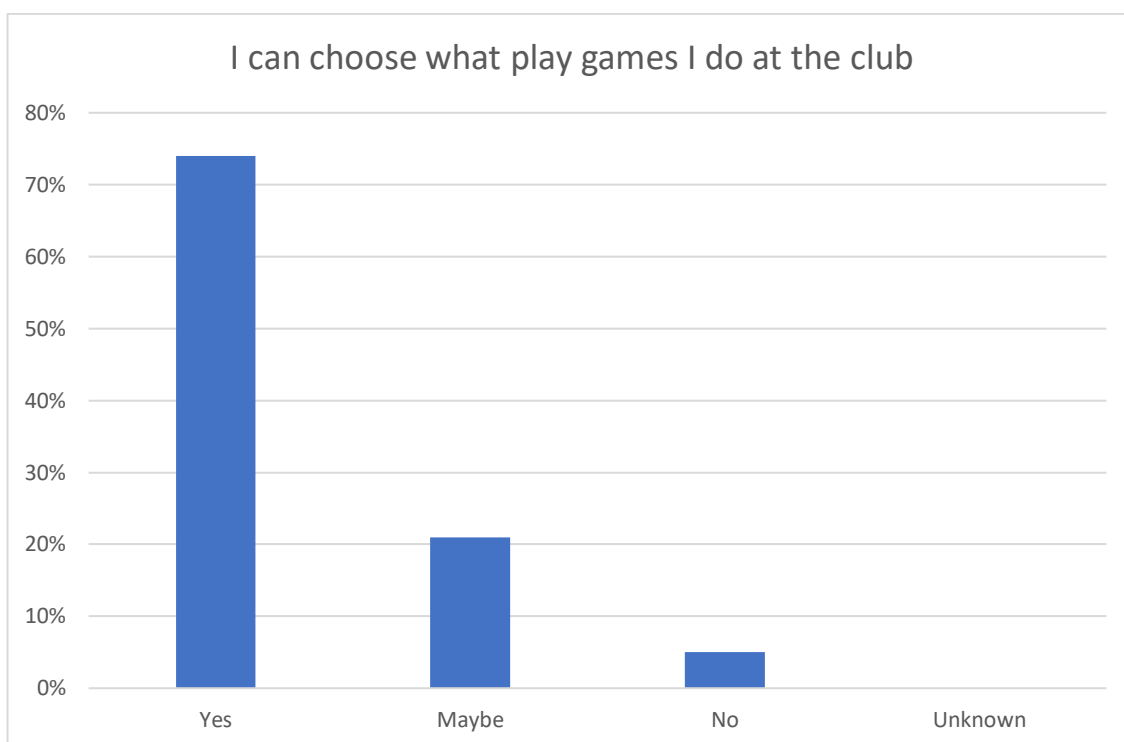
STATEMENT THREE: “I choose what play and games I do at the club”

74% of children agreed that they can choose what play and games they do at the club, 21% said ‘maybe’ and 5% said ‘no’. <1% was unknown.

Table 1.5: ‘I choose what play and games I do at the club’ (Overall responses)

Responses		
Answer	Percentage	Number
Yes	74%	482
Maybe	21%	139
No	5%	30
Unknown	<1%	1

Chart 1.5: ‘I choose what play and games I do at the club’ (Overall responses)



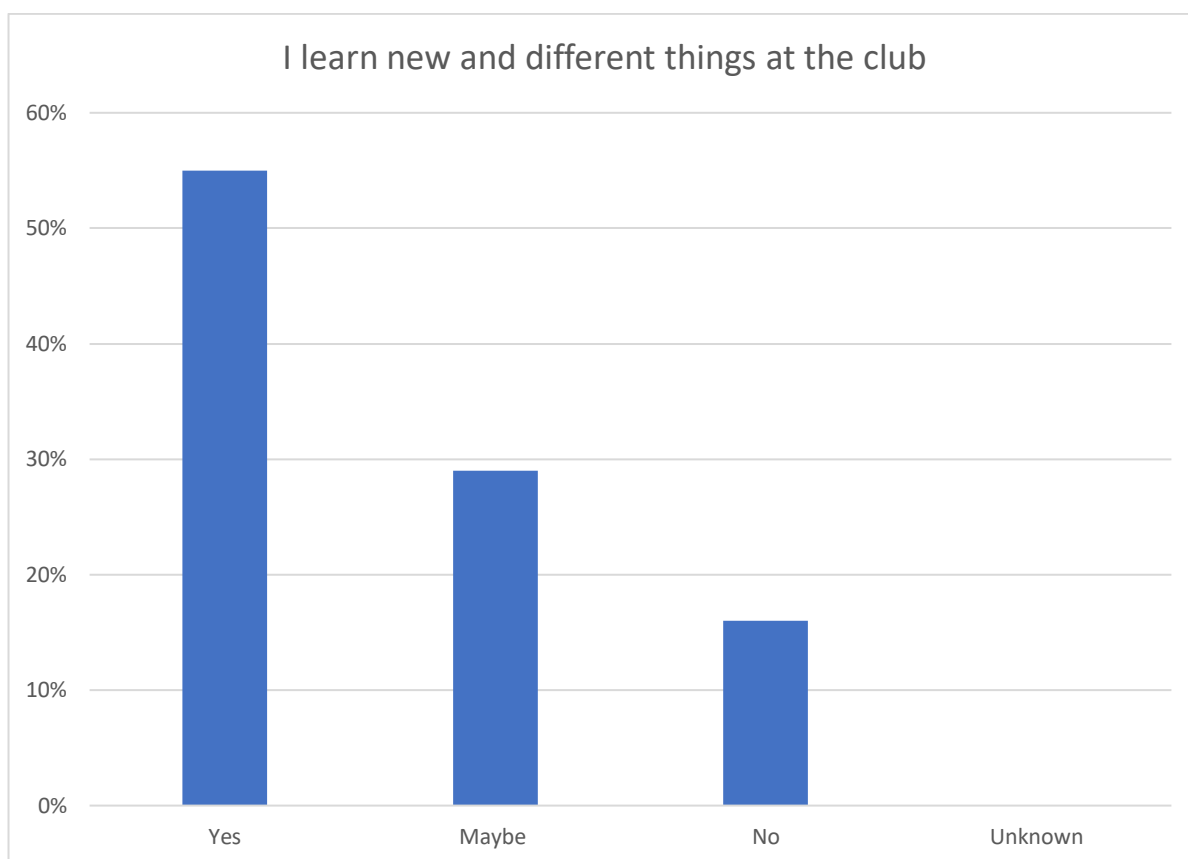
STATEMENT FOUR: “I learn new and different things at the club”

55% of children agreed that they learn new and different things at the club, 29% said ‘maybe’ and 16% said ‘no’. <1% was unknown.

Table 1.6: ‘I learn new and different things at the club’ (Overall responses)

Responses		
Answer	Percentage	Number
Yes	55%	356
Maybe	29%	188
No	16%	107
Unknown	<1%	1

Chart 1.6: ‘I learn new and different things at the club’ (Overall responses)



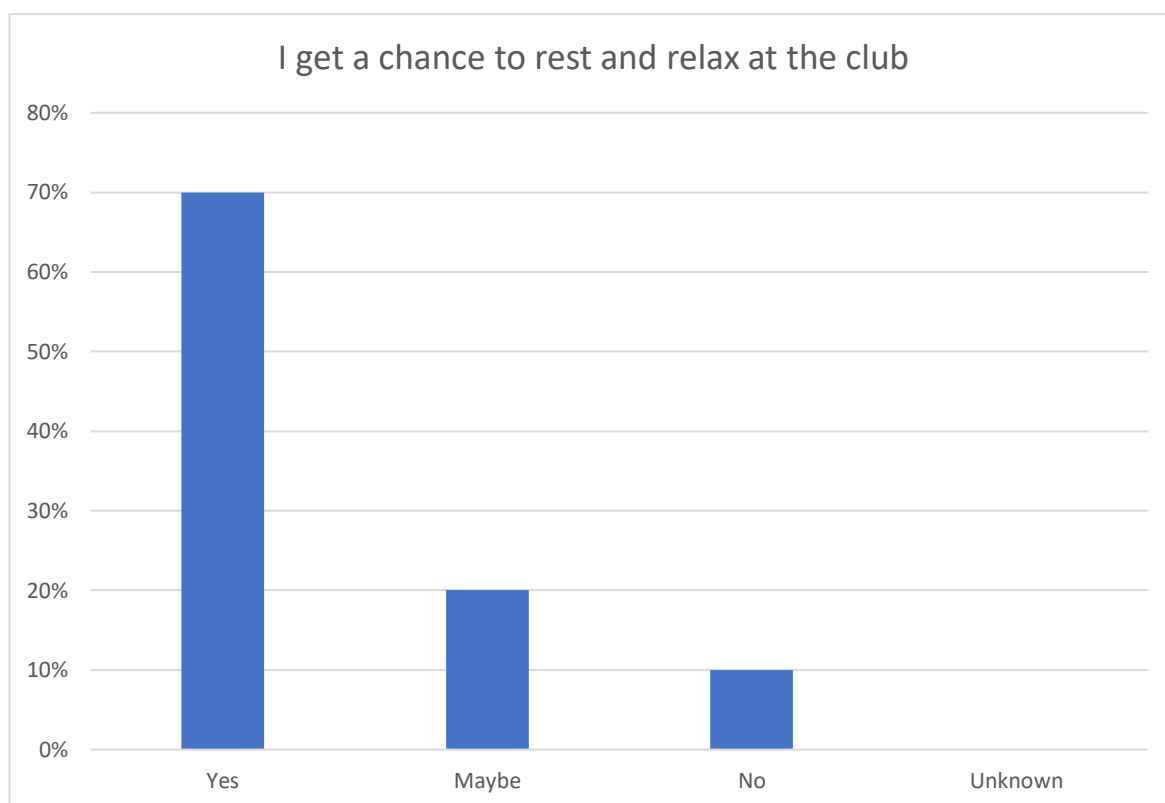
STATEMENT FIVE: “I get a chance to rest and relax at the club”

70% of children agreed that they get a chance to rest and relax at the club, 20% said ‘maybe’ and 10% said ‘no’. <1% was unknown.

Table 1.7: ‘I get a chance to rest and relax at the club’ (Overall responses)

Responses		
Answer	Percentage	Number
Yes	70%	455
Maybe	20%	130
No	10%	64
Unknown	<1%	3

Chart 1.7: ‘I get a chance to rest and relax at the club’ (Overall responses)



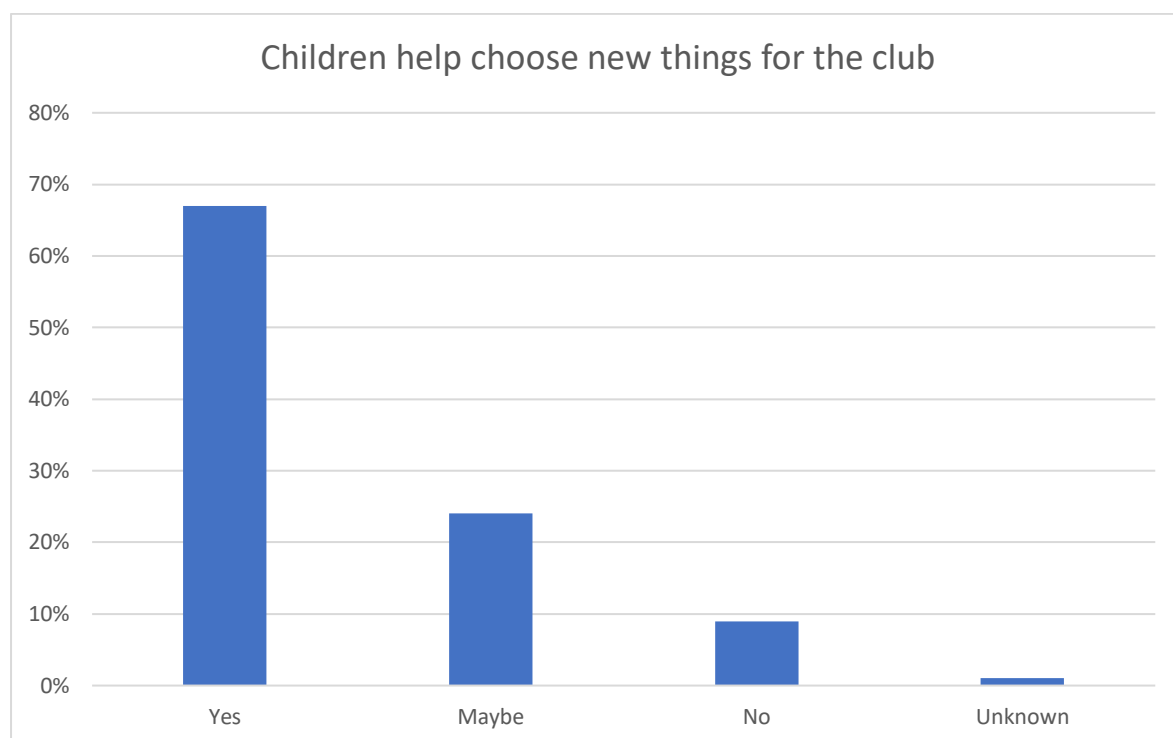
STATEMENT SIX: “Children help choose new things for the club”

67% of children agreed that they could choose new things for the club, 24% said ‘maybe’ and 9% said ‘no’. 1% was unknown.

Table 1.8: ‘Children help choose new things for the club’ (Overall responses)

Responses		
Answer	Percentage	Number
Yes	67%	436
Maybe	24%	154
No	9%	57
Unknown	1%	5

Chart 1.8: ‘Children help choose new things for the club’ (Overall responses)



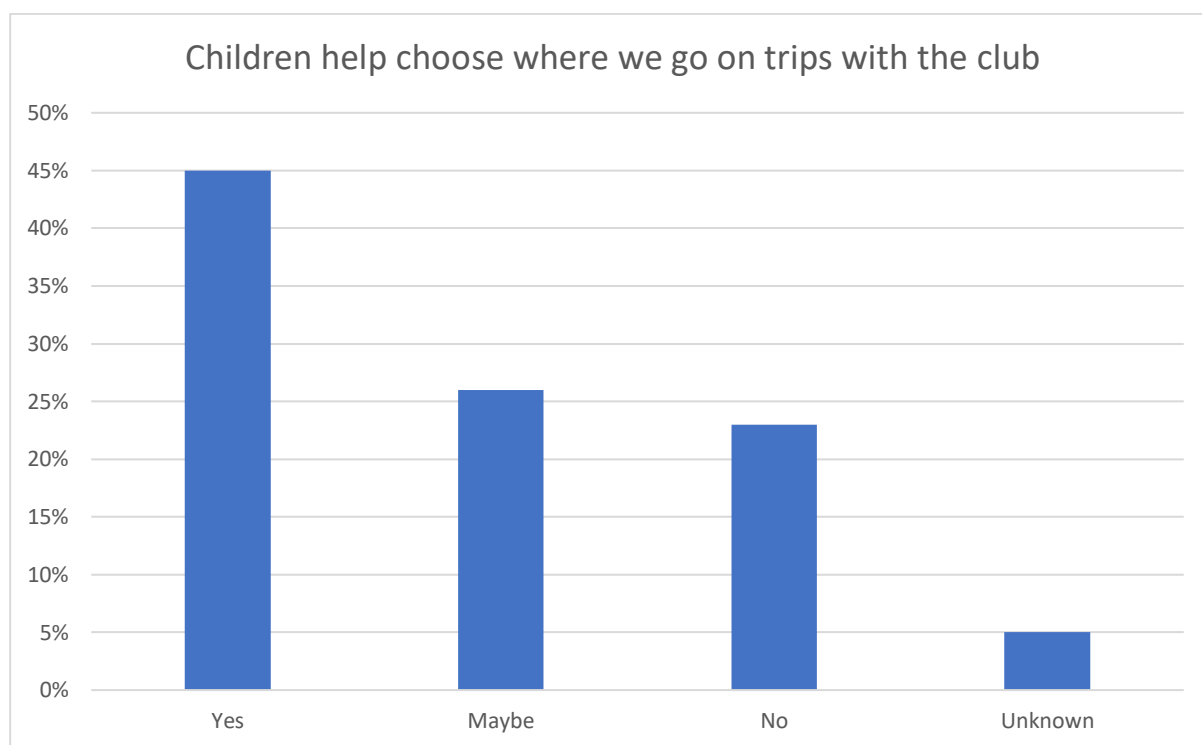
STATEMENT SEVEN: “Children help choose where we go on trips with the club”

45% of children agreed that they could help choose where they go on trips, 26% said ‘maybe’ and 2% said ‘no’. 5% was unknown.

Table 1.9: ‘Children help choose where we go on trips with the clubs’ (Overall responses)

Responses		
Answer	Percentage	Number
Yes	45%	296
Maybe	26%	172
No	23%	150
Unknown	5%	34

Chart 1.9: ‘Children help choose where we go on trips with the clubs’ (Overall responses)



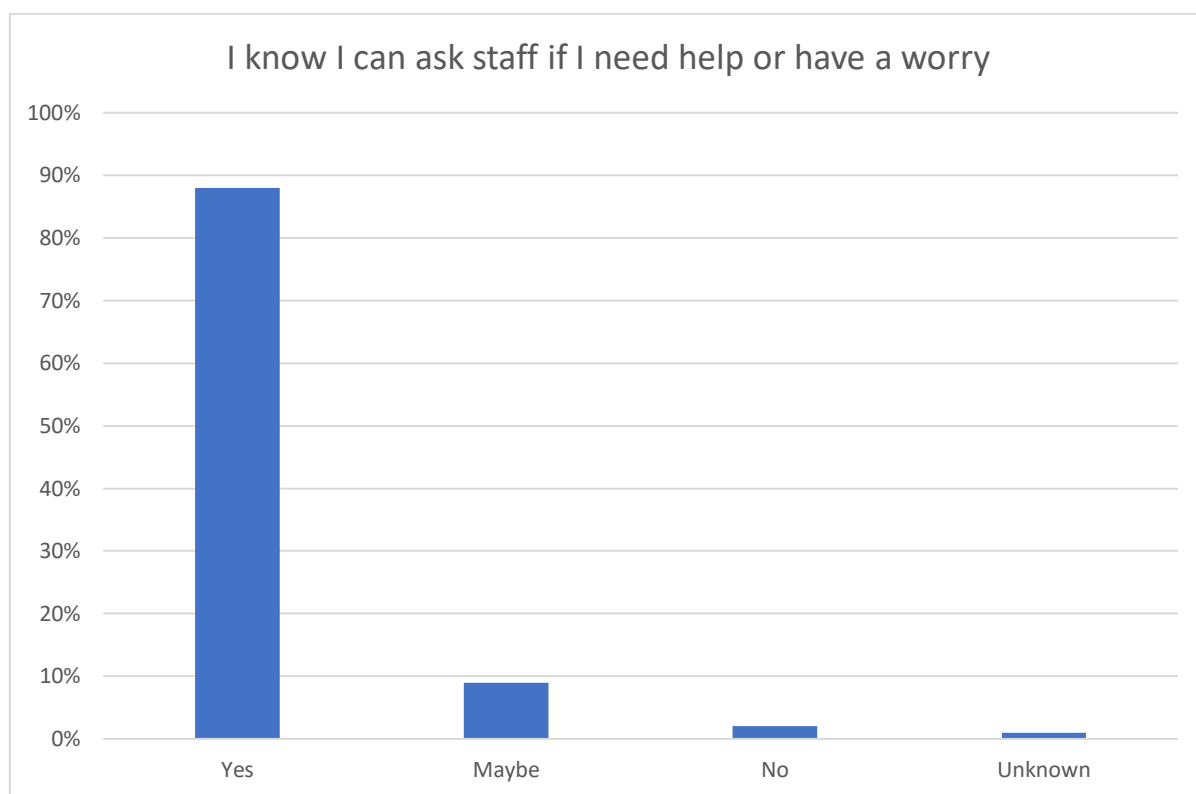
STATEMENT EIGHT: “I know I can ask staff if I need help or have a worry”

88% of children agreed that they can ask staff if they need help or have a worry, 9% said ‘maybe’ and 2% said ‘no’. 1% was unknown.

Table 1.10: ‘I know I can ask staff if I need help or have a worry’ (Overall responses)

Responses		
Answer	Percentage	Number
Yes	88%	571
Maybe	9%	61
No	2%	16
Unknown	1%	4

Chart 1.10: ‘I know I can ask staff if I need help or have a worry’ (Overall responses)



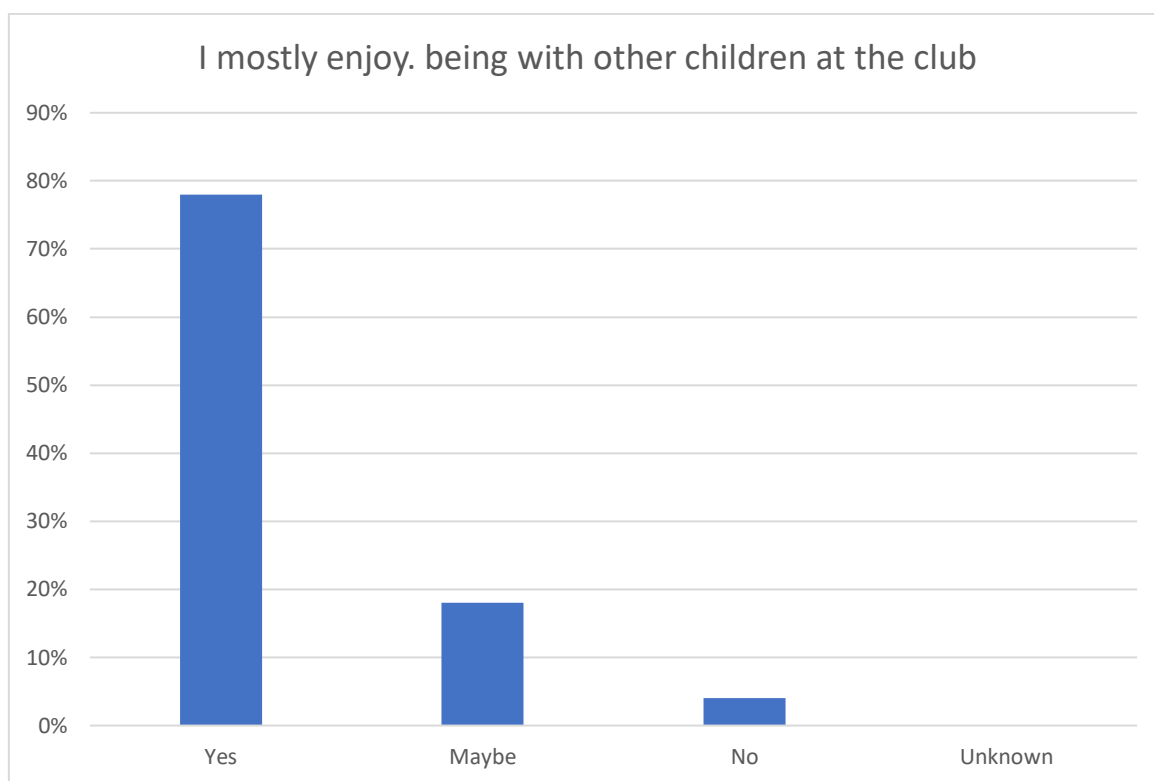
STATEMENT NINE: “I mostly enjoy being with other children at the club”

78% of children agreed that they mostly enjoy being with other children at the club, 18% said ‘maybe’ and 4% said ‘no’.

Table 1.11: ‘I mostly enjoy being with other children at the club’ (Overall responses)

Responses		
Answer	Percentage	Number
Yes	78%	510
Maybe	18%	119
No	4%	23
Unknown	0%	0

Chart 1.11: ‘I mostly enjoy being with other children at the club’ (Overall responses)



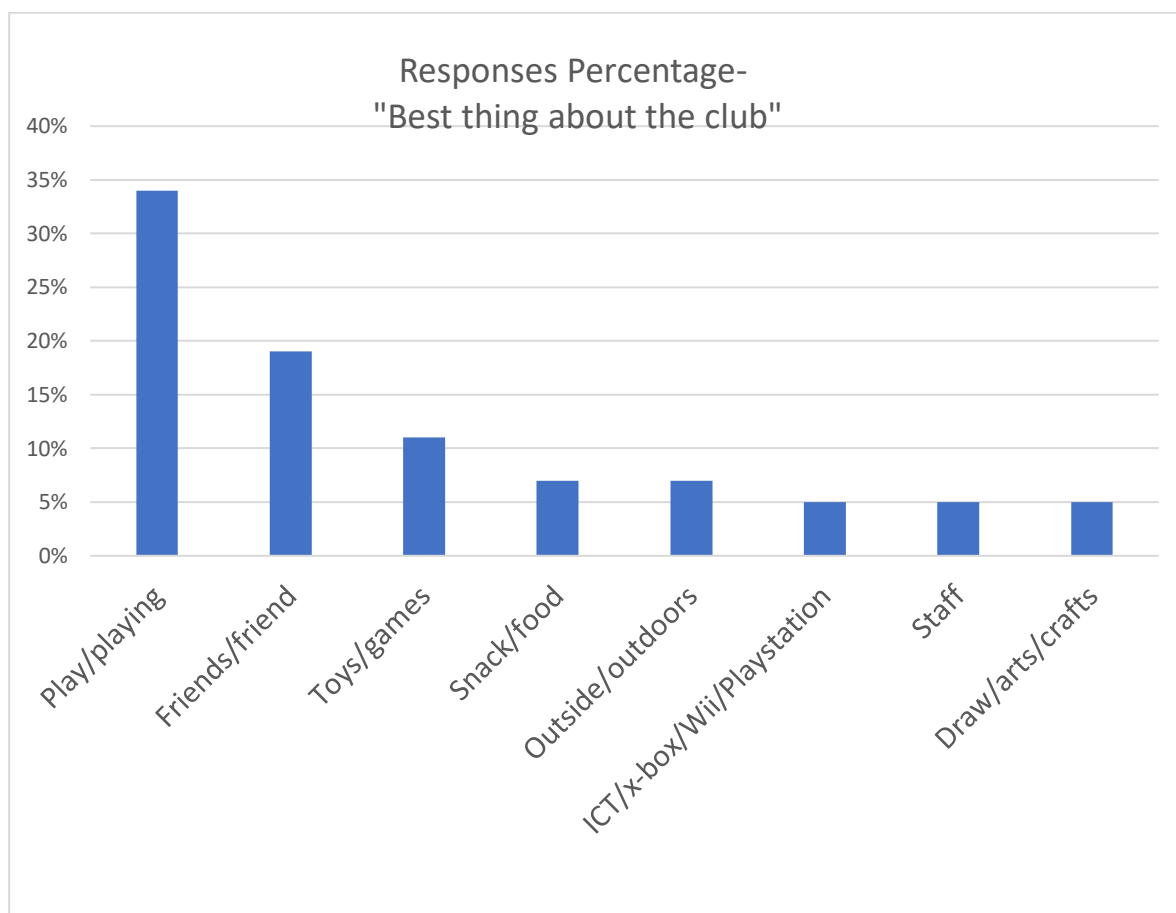
The best thing about the club- overall responses

The top two most popular responses to this question were ones which mentioned ‘play/playing’ or ‘friends/friend’.

Table 1.12: ‘The best thing about the club’ (Overall responses)

Responses	
Activity	Response %
Play/playing	34%
Friends/friend	19%
Toys/games	11%
Snack/food	7%
Outside/outdoors	7%
ICT/x-box/Wii/Playstation	5%
Staff	5%
Draw/arts/crafts	5%

Table 1.12: ‘The best thing about the club’ (Overall responses)



The best thing about the club – Selected overall comments

‘You can sit on the bench away from the bad weather.’

‘To make friends from other schools – and snack.’

‘People listen – do things if something wrong.’

‘The best thing is that I love we get to choose and speak and get listened to.’

‘The best thing about the club is that we get to know the staff. We also get to know all the other children in the club. Everybody gets a chance to share their opinion when they want to and we also get to choose a list of the trips we go on.’

‘That the leaders listen to us.’

‘I love it so much!’

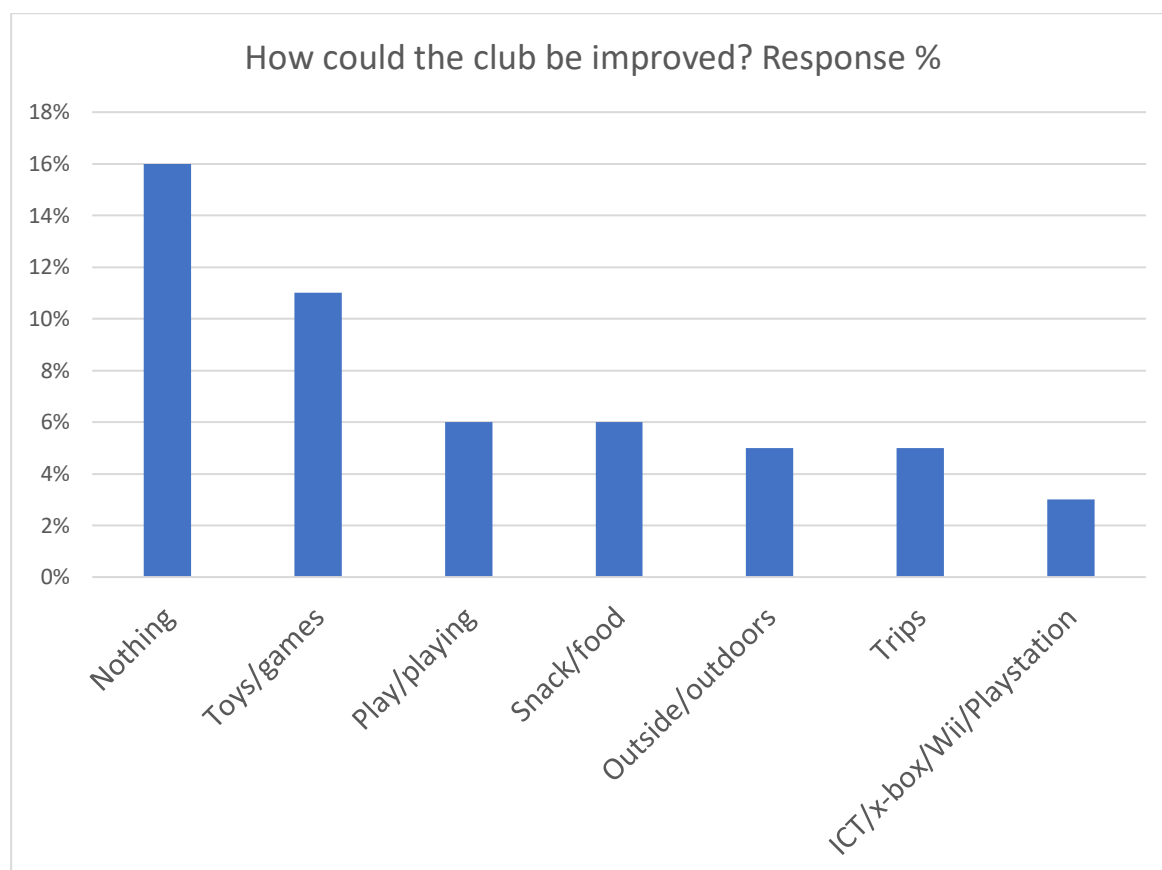
How could the club be improved?- Overall responses

The top two most popular responses to this question were ones which mentioned ‘nothing’ or ‘toys/games’.

Table 1.13: ‘How could the club be improved?’ (Overall responses)

Responses	
Activity	Response %
Nothing	16%
Toys/games	11%
Play/playing	6%
Snack/food	6%
Outside/outdoors	5%
Trips	5%
ICT/x-box/Wii/Playstation	3%

Chart 1.13: ‘How could the club be improved?’ (Overall responses)



How could the club be improved?- Selected overall comments

'A bit quieter – it gives me a sore head.'

'More penguin related stuff; trips.'

'Celebrate the leaders' birthdays.'

'Being less noisy.'

'Less strict people.'

'Snake.'

'Party.'

'I don't know why but for some reason I need to write my name down on the book even although I don't anything. Also all I want is juice but I have to take some toast even although I don't want to.'

'To be allowed to play with construction things even though we don't have to go outside.'

'If children cleaned up their mess.'

SECTION TWO: RESPONSES BY GENDER

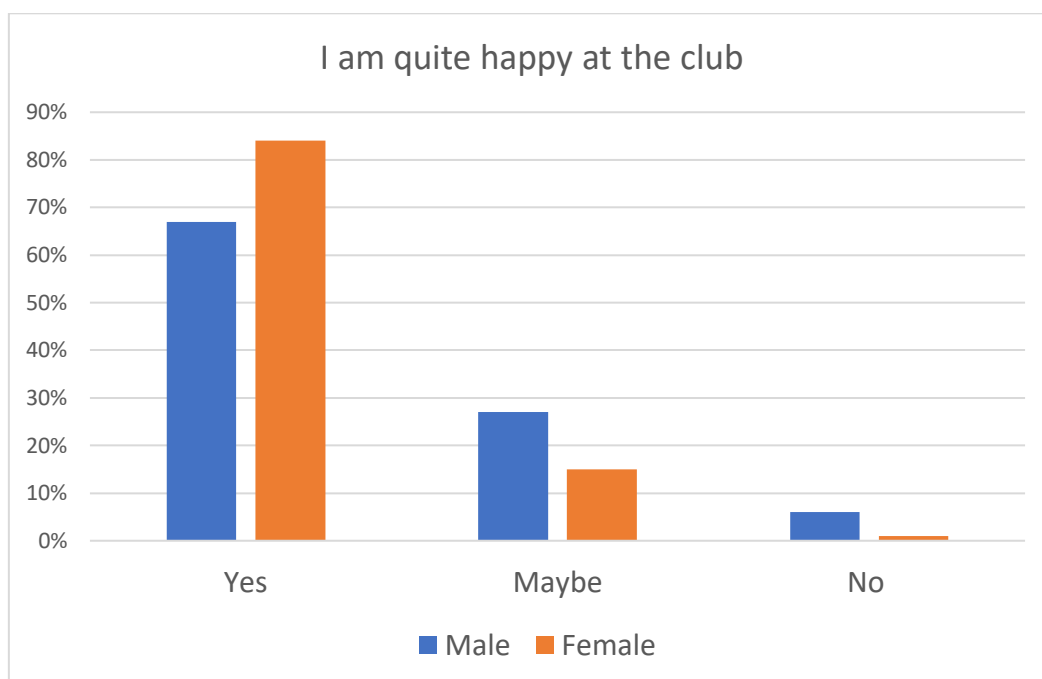
STATEMENT ONE: ‘I am quite happy at the club’

67% of boys and 84% of girls agreed they are quite happy at the club; 27% of males and 15% of girls said ‘maybe’, and 6% of boys and 1% of girls said ‘no’.

Table 2.1 ‘I am quite happy at the club’ (Responses by gender)

	Yes	Maybe	No
Male	67%	27%	6%
Female	84%	15%	1%

Chart 2.1 ‘I am quite happy at the club’ (Responses by gender)



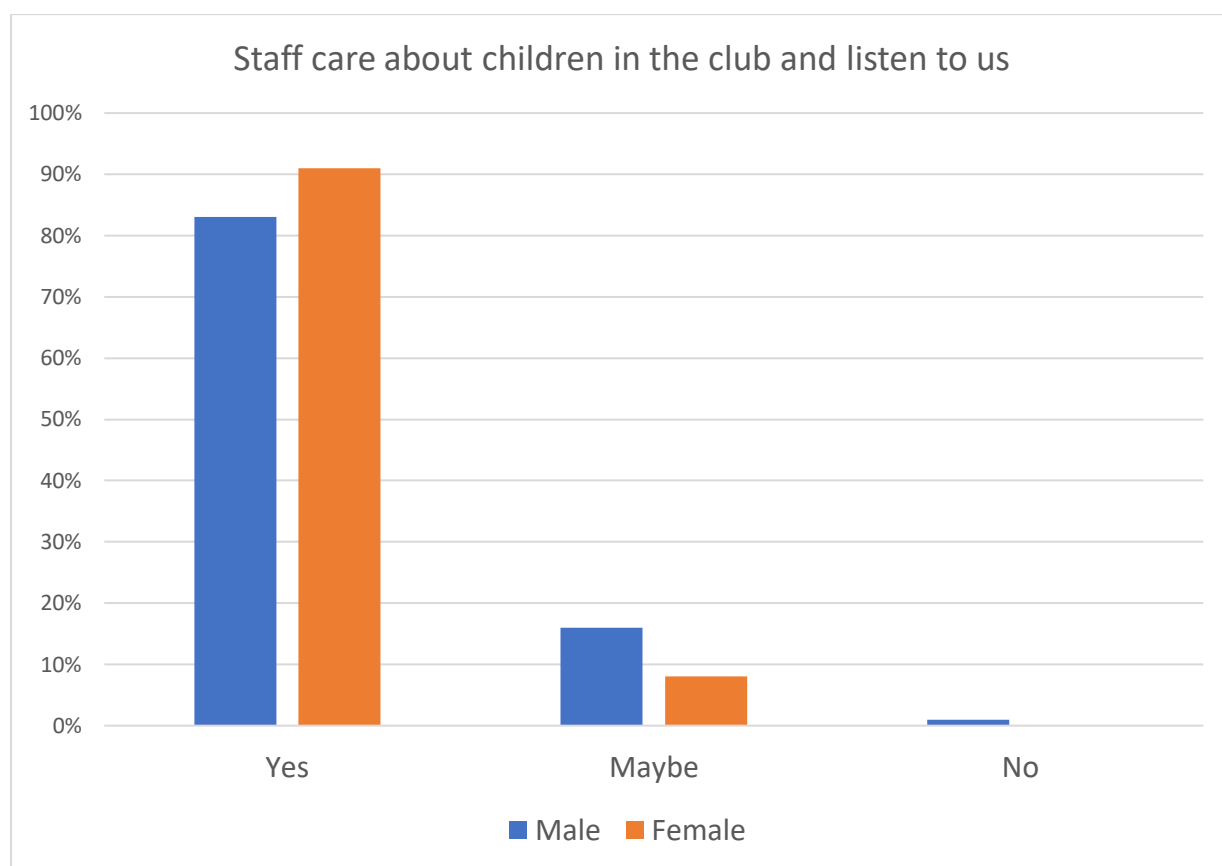
STATEMENT TWO: ‘Staff care about children in the club and listen to us’

83% of boys and 91% of girls agreed staff care about children in the club and listen to them; 16% of males and 8% of girls said ‘maybe’, and 1% of boys and 0% of girls said ‘no’.

Table 2.2 ‘Staff care about children in the club and listen to us’ (Responses by gender)

	Yes	Maybe	No
Male	83%	16%	1%
Female	91%	8%	0%

Chart 2.2 ‘Staff care about children in the club and listen to us’ (Responses by gender)



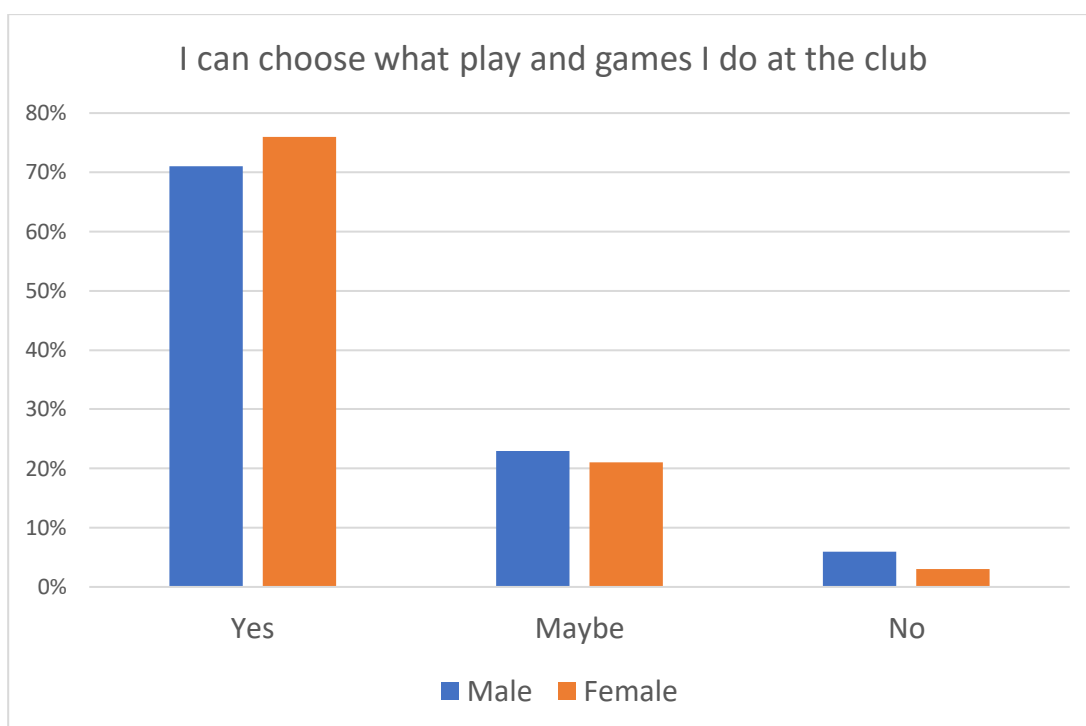
STATEMENT THREE: ‘I can choose what play and games I do at the club’

71% of boys and 76% of girls agreed they can choose what play and games they do at the club; 23% of males and 21% of girls said ‘maybe’, and 6% of boys and 3% of girls said ‘no’.

Table 2.3: ‘I can choose what play and games I do at the club’ (Responses by gender)

	Yes	Maybe	No
Male	71%	23%	6%
Female	76%	21%	3%

Chart 2.3: ‘I can choose what play and games I do at the club’ (Responses by gender)



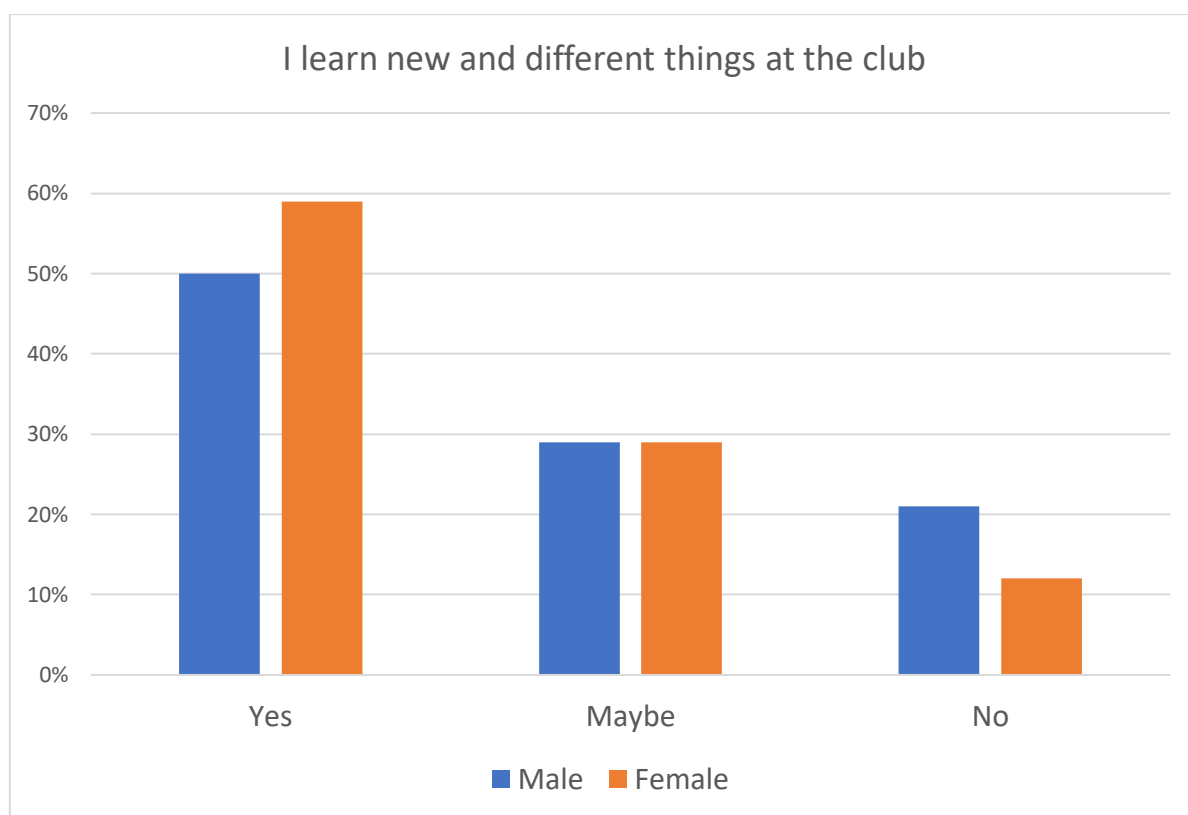
STATEMENT FOUR: ‘I learn new and different things at the club’

50% of boys and 59% of girls agreed they can choose what play and games they do at the club; 29% of males and 29% of girls said ‘maybe’, and 21% of boys and 12% of girls said ‘no’.

Table 2.4: ‘I learn new and different things at the club’ (Responses by gender)

	Yes	Maybe	No
Male	50%	29%	21%
Female	59%	29%	12%

Chart 2.4: ‘I learn new and different things at the club’ (Responses by gender)



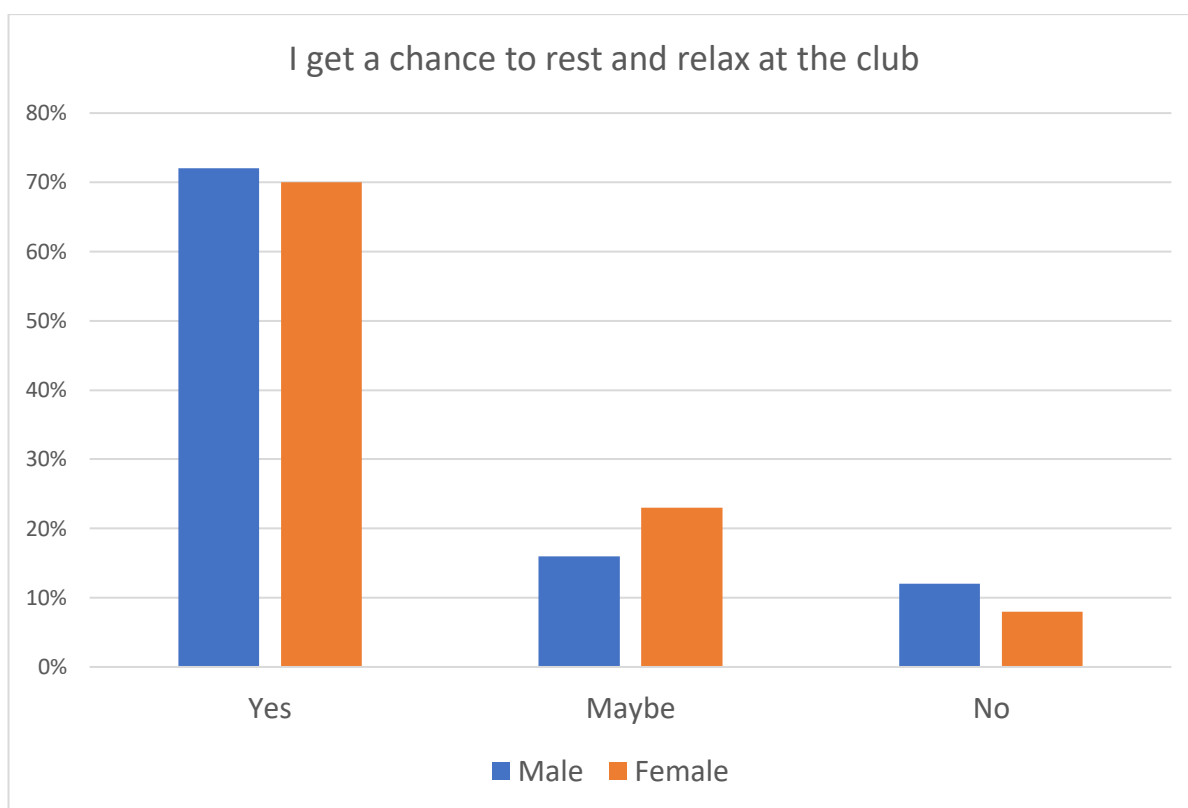
STATEMENT FIVE: ‘I get a chance to rest and relax at the club’

72% of boys and 70% of girls agreed they get a chance to rest and relax at the club; 16% of males and 23% of girls said ‘maybe’, and 12% of boys and 8% of girls said ‘no’.

Table 2.5: ‘I get a chance to rest and relax at the club.’ (Responses by gender)

	Yes	Maybe	No
Male	72%	16%	12%
Female	70%	23%	8%

Chart 2.5: ‘I get a chance to rest and relax at the club.’ (Responses by gender)



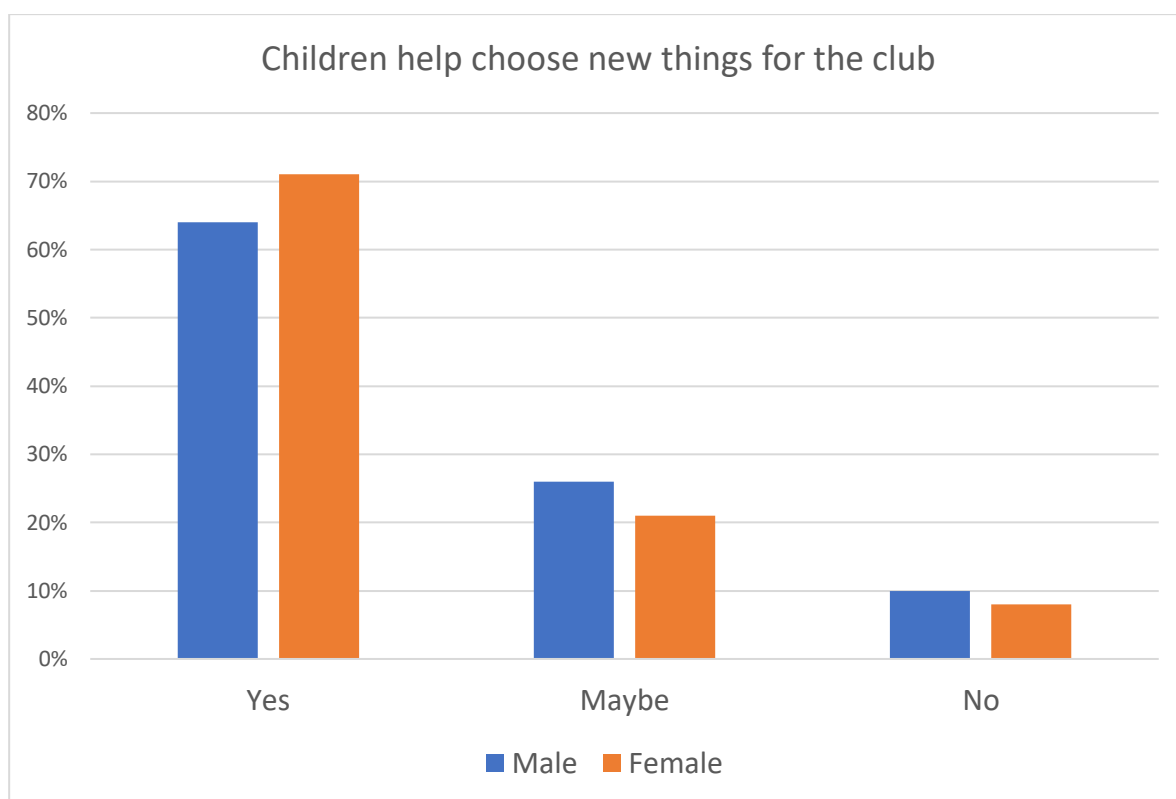
STATEMENT SIX: ‘Children help choose new things for the club.’

64% of boys and 71% of girls agreed they help choose new things for the club; 26% of males and 21% of girls said ‘maybe’, and 10% of boys and 8% of girls said ‘no’.

Table 2.6: ‘Children help choose new things for the club’ (Responses by gender)

	Yes	Maybe	No
Male	64%	26%	10%
Female	71%	21%	8%

Chart 2.6 ‘Children help choose new things for the club’ (Responses by gender)



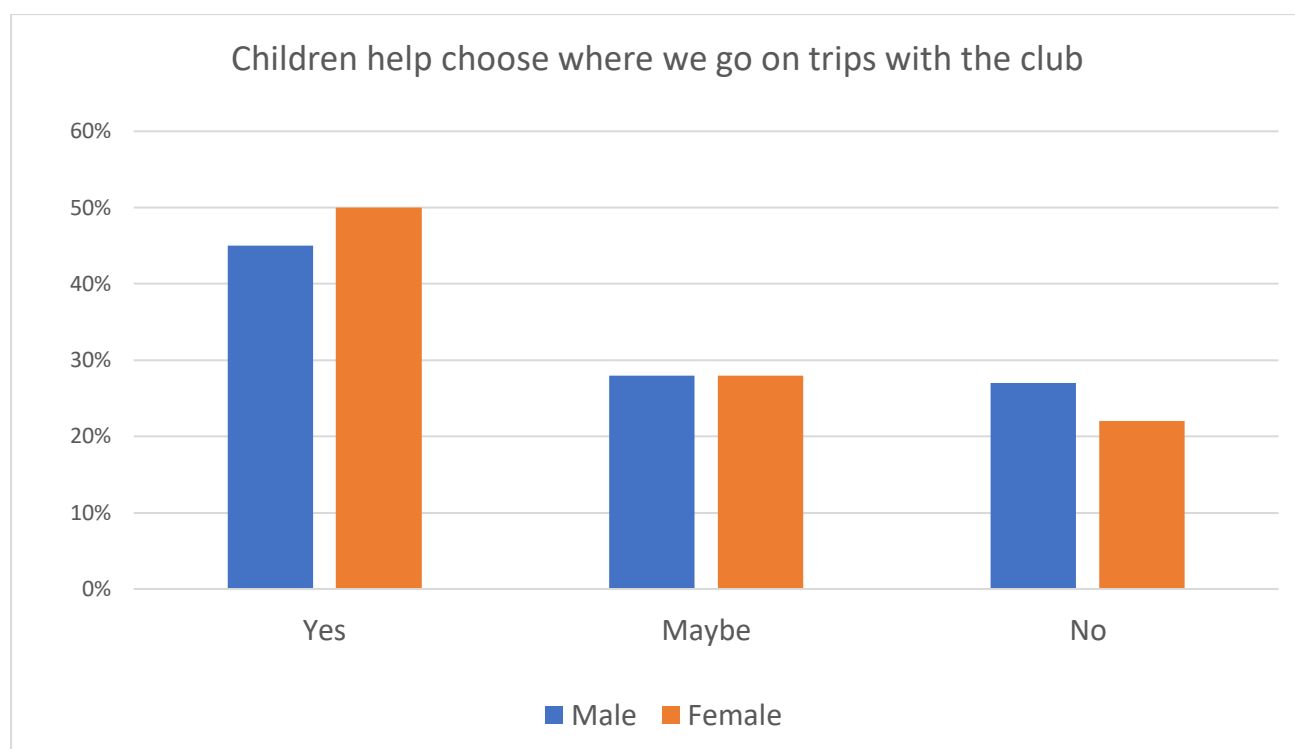
STATEMENT SEVEN: ‘Children help choose where to go on trips with the club.’

45% of boys and 50% of girls agreed they help choose where to go on trips with club; 28% of males and 28% of girls said ‘maybe’, and 27% of boys and 22% of girls said ‘no’.

Table 2.7: ‘Children help choose where to go on trips with the club’ (Responses by gender)

	Yes	Maybe	No
Male	45%	28%	27%
Female	50%	28%	22%

Chart 2.7: ‘Children help choose where to go on trips with the club’ (Responses by gender)



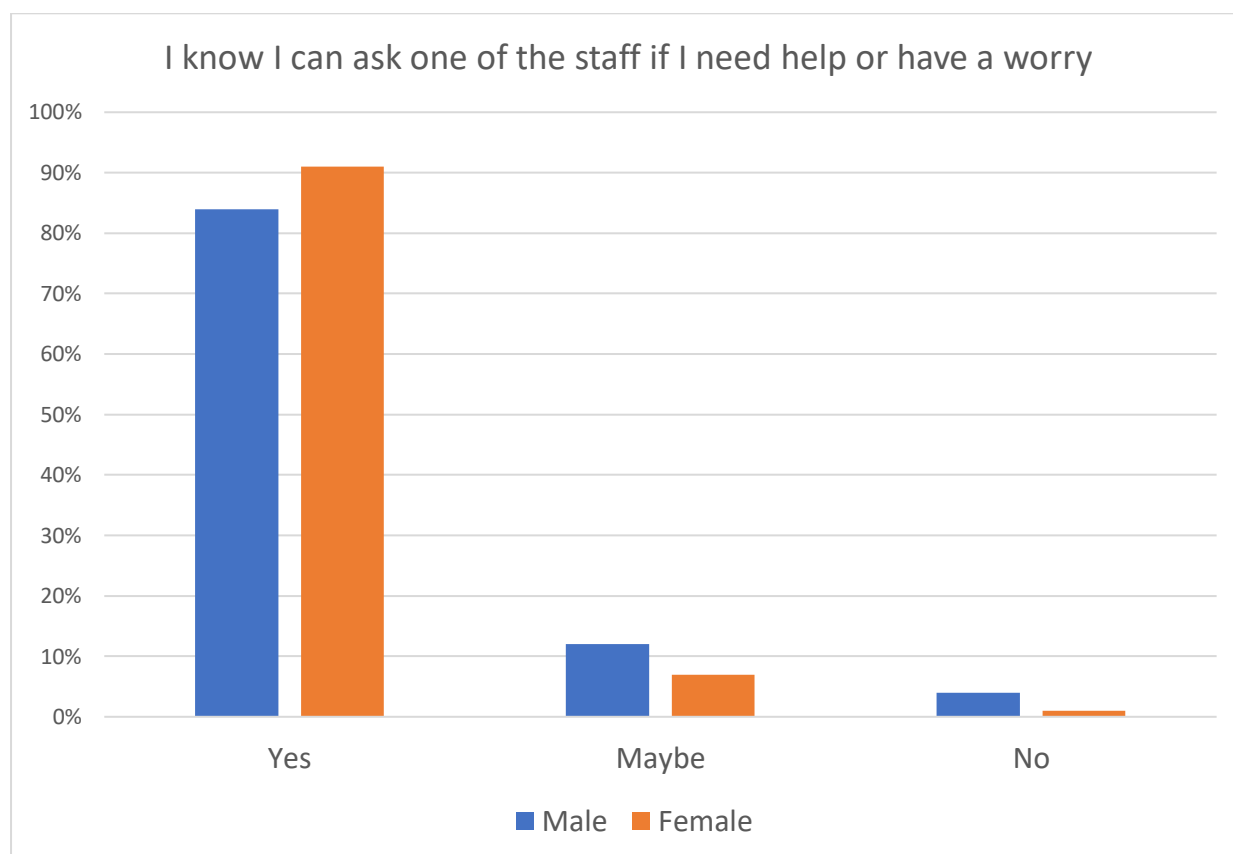
STATEMENT EIGHT: ‘I know I can ask one of the staff if I need help or have a worry.’

84% of boys and 91% of girls agreed they can ask one of the staff if they need help or have a worry; 12% of males and 7% of girls said ‘maybe’, and 4% of boys and 1% of girls said ‘no’.

Table 2.8: ‘I know I can ask one of the staff if I need help or have a worry’ (Responses by gender)

	Yes	Maybe	No
Male	84%	12%	4%
Female	91%	7%	1%

Chart 2.8: ‘I know I can ask one of the staff if I need help or have a worry’ (Responses by gender)



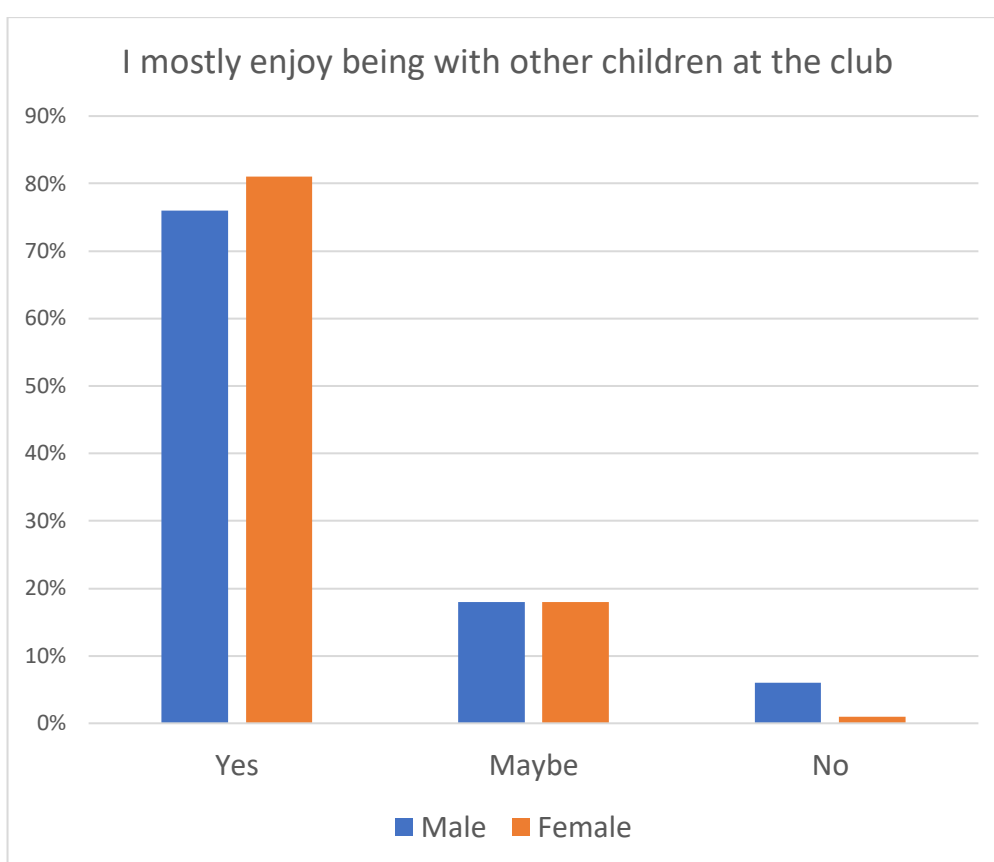
STATEMENT NINE: ‘I mostly enjoy being with other children in the club.’

76% of boys and 81% of girls agreed they mostly enjoy being with other children in the club; 18% of males and 18% of girls said ‘maybe’, and 6% of boys and 1% of girls said ‘no’.

Table 2.9: ‘I mostly enjoy being with other children in the club’ (Responses by gender)

	Yes	Maybe	No
Male	76%	18%	6%
Female	81%	18%	1%

Chart 2.9: ‘I mostly enjoy being with other children in the club’ (Responses by gender)



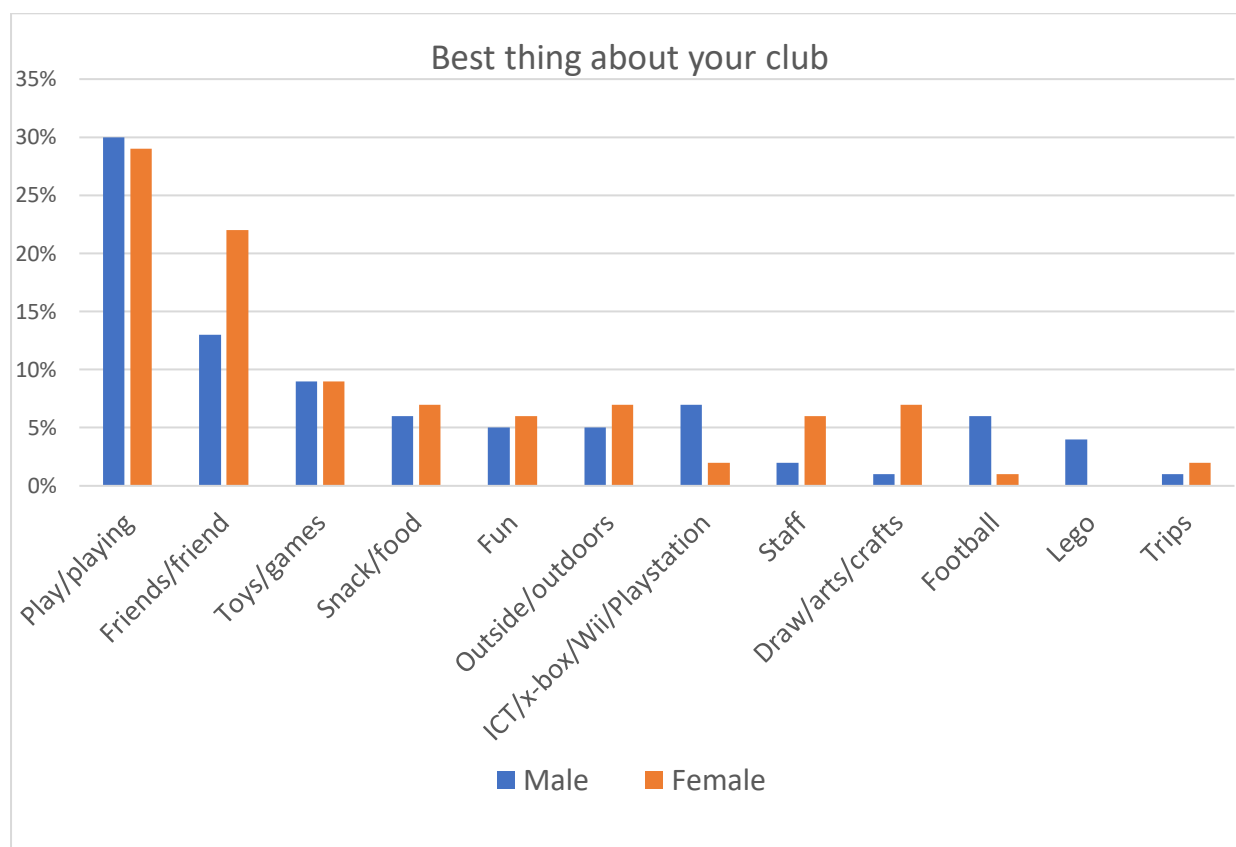
‘Best thing about the club’

For both boys and girls, ‘play/playing’ and ‘friends/friend’ were the two most popular things about the club.

Table 2.10 ‘Best thing about the club’ (Responses by gender)

	Male	Female
Play/playing	30%	29%
Friends/friend	13%	22%
Toys/games	9%	9%
Snack/food	6%	7%
Fun	5%	6%
Outside/outdoors	5%	7%
ICT/x-box/Wii/Playstation	7%	2%
Staff	2%	6%
Draw/arts/crafts	1%	7%
Football	6%	1%
Lego	4%	0%
Trips	1%	2%

Chart 2.10: ‘best thing about the club’ (Responses by gender)



SELECTED BOYS COMMENTS – Best things about the club

'I think the best thing about club is that we have snack and we have a good choice of games we can play.' (Boy, 10)

'You get outside! Play with friends.' (Boy, 10)

'Getting to play out and getting to relax and make new friends and making things to take home.' (Boy, 8)

'You can play with your favourite toys and hang out with your buddies.' (Boy, 7)

'Playing with my friends and doing new things.' (Boy, 10)

'We have lots of fun and the staff and children look out for each other. We have lots of fun there; the staff are funny. We make friends at the club. The staff help other children and it runs very well.' (Boy, 11)

'We have brilliant games and amazing staff and that's what makes the service brilliant.' (Boy, 9)

'I like to play games.' (Boy, 6)

'You can meet new people and play fun games.' (boy, 9)

'Homemade food.' (Boy, 9)

'Getting snack.' (Boy, 8)

'It's fun, we get a break from school.' (Boy, 8)

'We get to play outside.' (Boy,9)

'ICT because you can go on games and do stuff.' (Boy, 9)

'You can have a laugh. You can choose what you play. Fun times. ICT is the best thing.' (Boy, 10)

'The best thing about club is the freedom to do what you want to do especially drawing pictures.' (Boy, 12)

'The best thing in club is lego and the bicycle.' (Boy, 8)

'Getting to choose where we on trips and choose what we get for snacks.' (Boy, 9)

SELECTED GIRLS COMMENTS – Best things about the club

'I'm allowed to play whatever I want and I can make new friends.' (Girl, ?)
I love playing with my cousin Billy and his friend Josh. We like to be a tiny bit funny.' (Girl, 9)

'We all get to play with what toy we want; I like a game as it is called Sing Star. I do it with me, Holly and my sister.' (Girl, 9)

'The best thing about club is playing with my friends.' (Girl, 8)

'Playing 4 in a Row; watching movies; going outside; playing with fire.' (Girl, 8)

'The best thing about the club is meeting old friends.' (Girl, 12)

'The best thing is being able to spend time and play with friends.' (Girl, 10)

'The best thing about my club is all the friends because they are kind.' (Girl, 7)

'It's amazing: I can speak to staff about my worries. I like how we are involved with new changes at a club. I love making new friends I enjoy going on trips. I like how Brenda teaches us new games.' (Girl, 10)

'Snack because we taste different food.' (Girl, 11)

'Having fun with spare time and making dens with blankets.' (Girl, 10)

'Fun! Fun! Fun! Fun! Fun! Fun! Fun! Fun! FUN! Super fun!' (Girl, 8)

'Play and play and have fun!!!' (Girl, 6)

'To play and have fun!!!!' (Girl, 6)

'To play and to have fun indoors and outdoors.' (Girl, 9)

'I love club because I like the staff and I cannot wait to go there.' (Girl, 10)

"The best thing about the club is the staff care and look after you. Any time you have a worry the staff are always there for you no matter what. We also choose different things we want in the club and will be provided with the things' (Girl, 10)

'Drawing a unicorn.' (Girl, 6)

'I love playing on the football table.' (Girl, 8)

'That sometimes we go to the park and we sometimes take trips.' (Girl, 9)

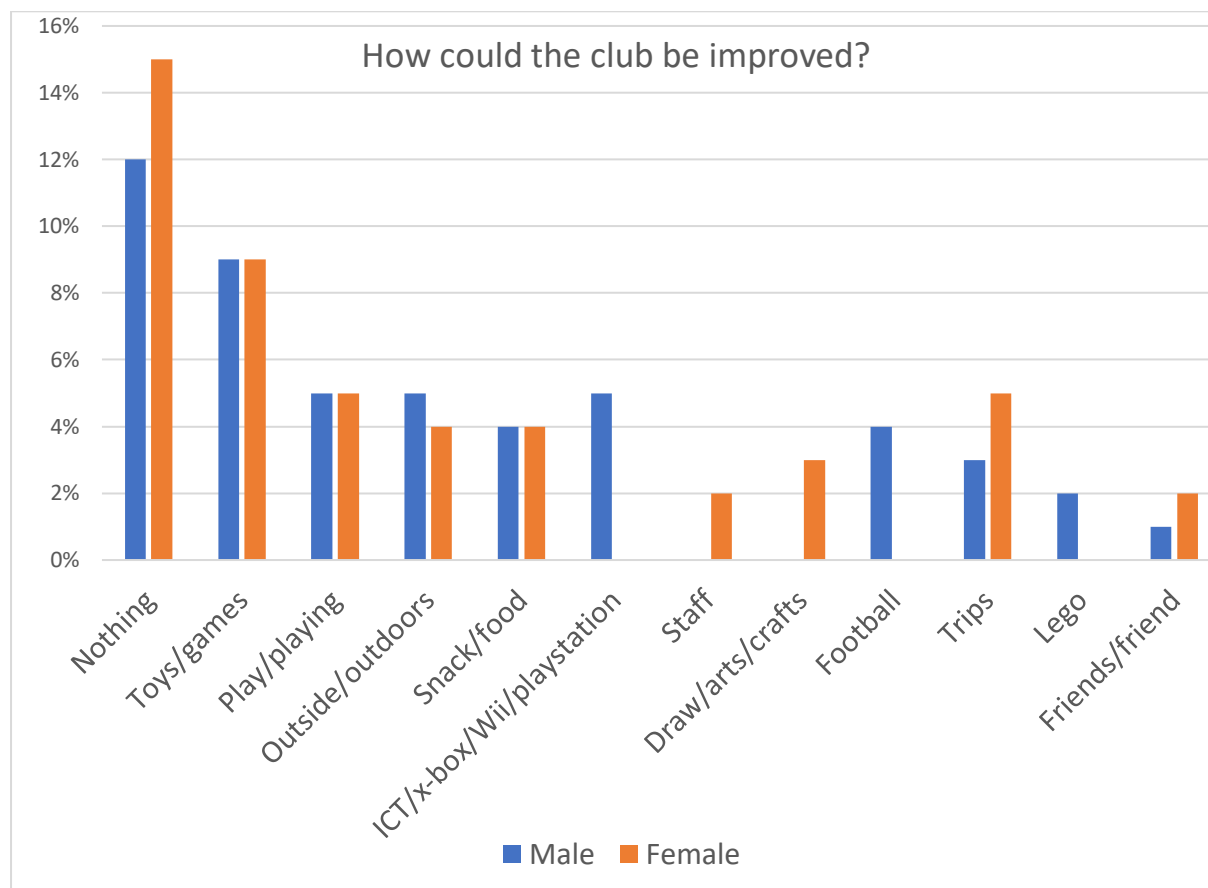
How could the club be improved?

For both boys and girls the two most popular responses included the words 'nothing' and 'toys/games'.

Table 2.11: 'How could the club improved?' (Responses by gender)

	Male	Female
Nothing	12%	15%
Toys/games	9%	9%
Play/playing	5%	5%
Outside/outdoors	5%	4%
Snack/food	4%	4%
ICT/x-box/Wii/playstation	5%	0%
Staff	0%	2%
Draw/arts/crafts	0%	3%
Football	4%	0%
Trips	3%	5%
Lego	2%	0%
Friends/friend	1%	2%

Chart 2.11: 'How could the club be improved?' (Responses by gender)



SELECTED BOYS COMMENTS – How could the club be improved?

'More footballs, different playground new equipment, tennis equipment, football goals.'
(Boy 11)

'More choices for play.' (boy9)

'Play with toys even if it's not indoor playtime.' (Boy, 12)

'Playing with my friends and making stuff.' (Boy, 8)

'More games. I don't like painting. I miss my mum.' (Boy, 5)

'More games in the big hall including a ball.' (Boy, 11)

'By having more games and got getting in trouble.' (Boy, 10)

'Getting better trips and winning the Lottery.' (Boy, ?)

'I would like more games for the Playstation.' (Boy, 9)

'Get more toys- mini football goals, more footballs. A mini trampoline.' (Boy, 8)

'More toys!!!!!!!!!!!!!!' (Boy, 8)

'I like this place but I would like to change snack to brownies.' (Boy, 7)

'Once a week a tasty snack where we come in and then something hot to eat in about an hour.' (Boy, 10)

'Snack earlier.' (Boy, 8)

'By like every 5 to 1- weeks we have a fun week and we could have a reading corner.' (Boy, 10)

'Buy an x-box console.' (Boy, 6)

'More stuff.' (Boy, 8)

'Lego Ninjago' (Boy, 5)

'Trips more often.' (Boy,7)

SELECTED GIRLS COMMENTS – How could the club be improved?

'Nothing - the club is perfect.' (Girl, 8)

'I think we could get new toys at the club. Apart from that, it's absolutely perfect.' (Girl, 8)

'Make sure there is no bits missing from games or the games aren't broken. Bigger storage. Bikes.' (Girl, 9)

'Going to different parks to play.' (Girl, 8)

'To go for more walks and play in the park more.' (Girl, 9)

'The club could be helpful to play with other children.' (Girl, 8)

'Picnic outside in the summer.' (Girl, 5)

'We could go outside more often.' (Girl, 8)

'To try different snacks and not always have hot dogs etc. every week.' (Girl, 11)

'Maybe baking more and doing food tests for P4s and making pancakes.' (Girl, 7)

'Staff is quite strict.' (Girl, 8)

'Staff could be nicer.' (Girl, 10)

'Millions of crafts.' (Girl, 6)

'We could go on trips. Plz, plz, plz, plz, plz.' (Girl, 11)

'We could actually go on little trips to the park along the road.' (Girl, 10)

'If more of my friends go to club.' (Girl, 10)

'Having more friends.' (Girl, 6)

SECTION THREE – Responses by youngest (4,5,6 year olds) and oldest (10,11,12 year olds).

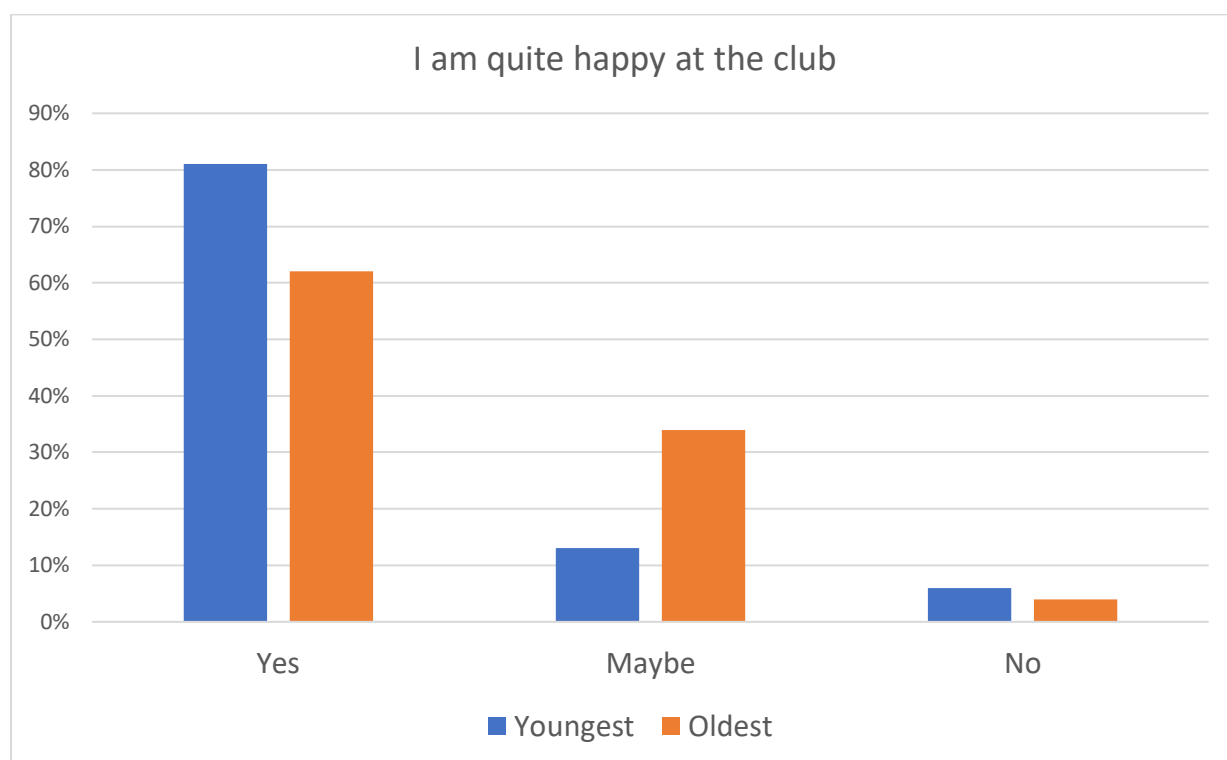
STATEMENT ONE: ‘I am quite happy at the club.’

81% of the youngest children and 13% of the oldest children agreed they are quite happy at the club; 13% of the youngest and 34% of the oldest said ‘maybe’, and 6% of the youngest and 4% of the oldest said ‘no’.

Table 3.1: ‘I am quite happy at the club’ (Responses by youngest and oldest)

	Yes	Maybe	No
Youngest	81%	13%	6%
Oldest	62%	34%	4%

Chart 3.1: ‘I am quite happy at the club’ (Responses by youngest and oldest)



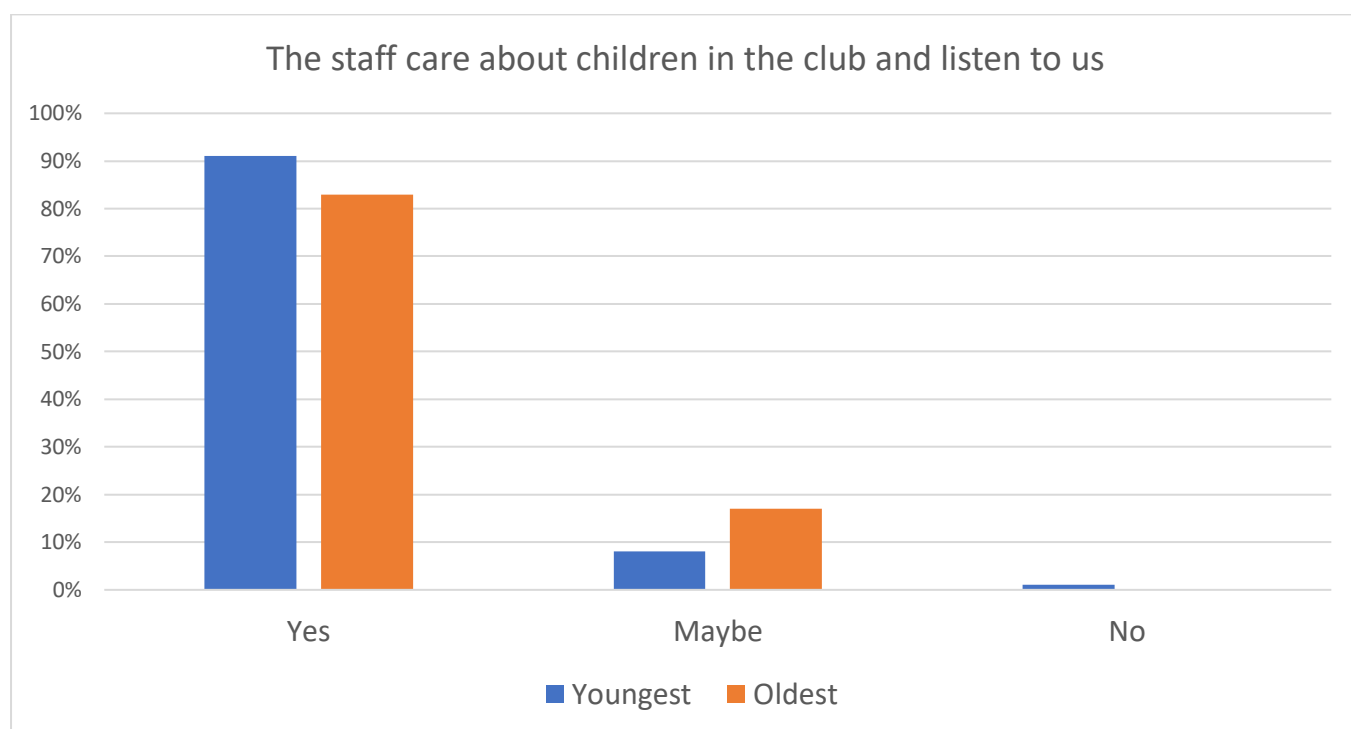
STATEMENT TWO: ‘The staff care about children in the club and listen to us’

81% of the youngest children and 13% of the oldest children agreed the staff care about children in the club and listen to them; 8% of the youngest and 17% of the oldest said ‘maybe’, and 1% of the youngest and 0% of the oldest said ‘no’.

Table 3.2: ‘The staff care about children in the club and listen to us’ (Responses by youngest and oldest)

	Yes	Maybe	No
Youngest	91%	8%	1%
Oldest	83%	17%	0

Chart 3.2: ‘The staff care about children in the club and listen to us’ (Responses by youngest and oldest)



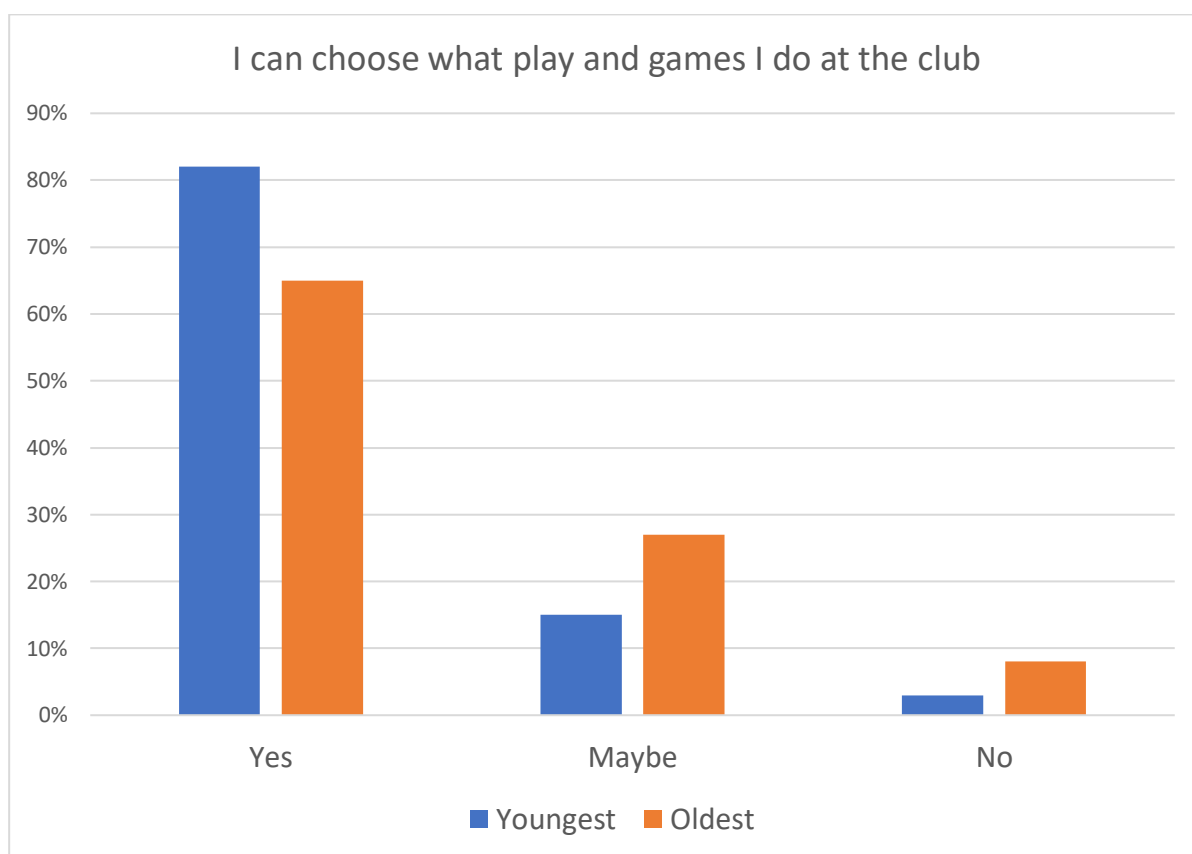
STATEMENT THREE: ‘I can choose what play and games I do at the club’

82% of the youngest children and 65% of the oldest children agreed choose what play and games they do at the club; 15% of the youngest and 27% of the oldest said ‘maybe’, and 3% of the youngest and 8% of the oldest said ‘no’.

Table 3.3: ‘I can choose what play and games I do at the club’ (Responses by youngest and oldest)

	Yes	Maybe	No
Youngest	82%	15%	3%
Oldest	65%	27%	8%

Chart 3.3: ‘I can choose what play and games I do at the club’ (Responses by youngest and oldest)



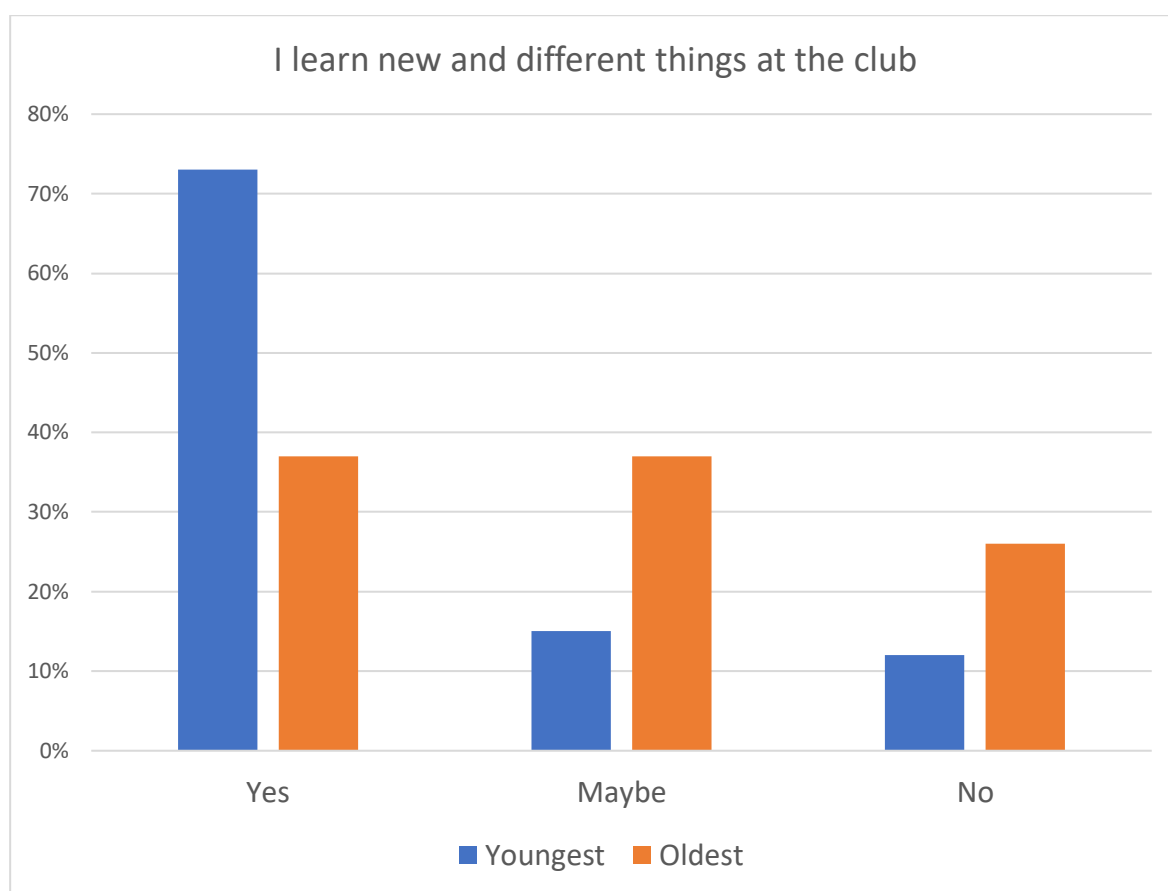
STATEMENT FOUR: ‘I learn new and different things at the club’

73% of the youngest children and 37% of the oldest children agreed they learn new and different things at the club; 15% of the youngest and 37% of the oldest said ‘maybe’, and 12% of the youngest and 26% of the oldest said ‘no’.

Table 3.4: ‘I learn new and different things at the club’ (Responses by youngest and oldest)

	Yes	Maybe	No
Youngest	73%	15%	12%
Oldest	37%	37%	26%

Chart 3.4: ‘I learn new and different things at the club’ (Responses by youngest and oldest)



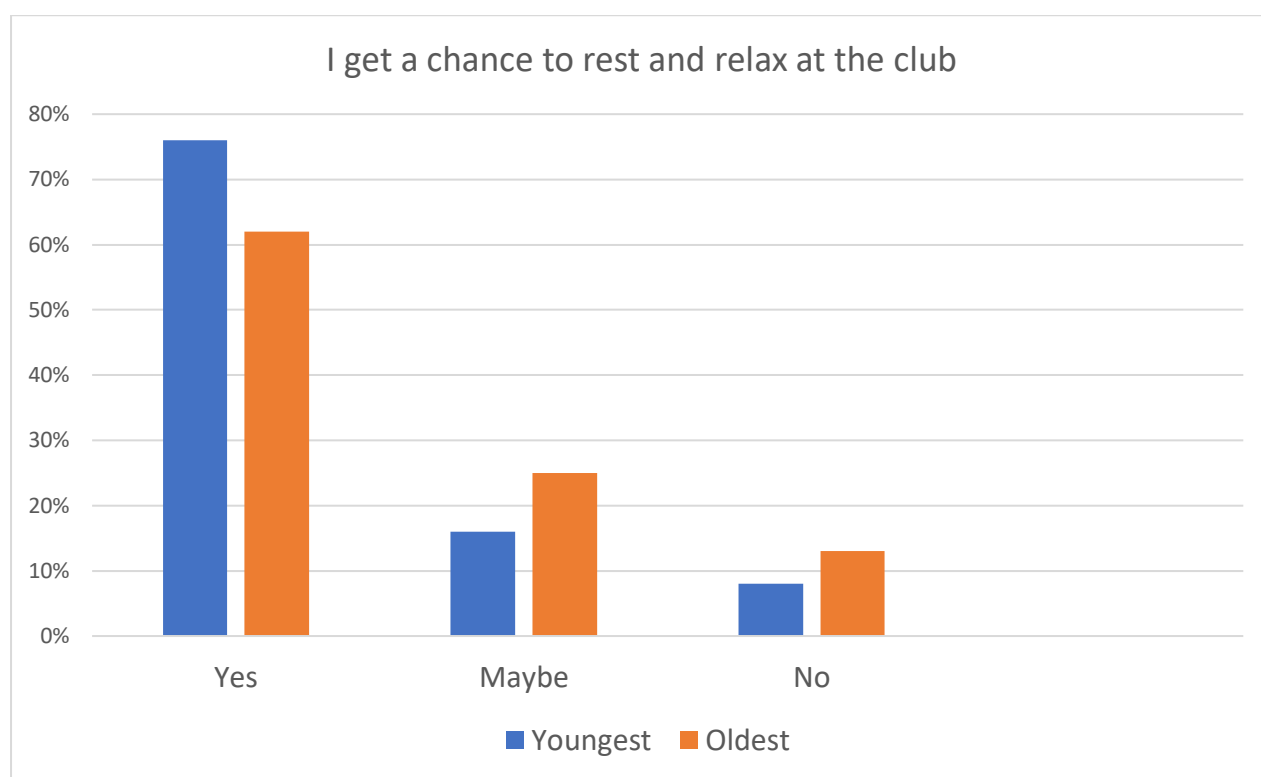
STATEMENT FIVE: ‘I get a chance to rest and relax at the club’

76% of the youngest children and 16% of the oldest children agreed they get a chance to rest and relax at the club; 16% of the youngest and 25% of the oldest said ‘maybe’, and 8% of the youngest and 13% of the oldest said ‘no’.

Table 3.5: ‘I get a chance to rest and relax at the club’ (Responses by youngest and oldest)

	Yes	Maybe	No
Youngest	76%	16%	8%
Oldest	62%	25%	13%

Chart 3.5: ‘I get a chance to rest and relax at the club’ (Responses by youngest and oldest)



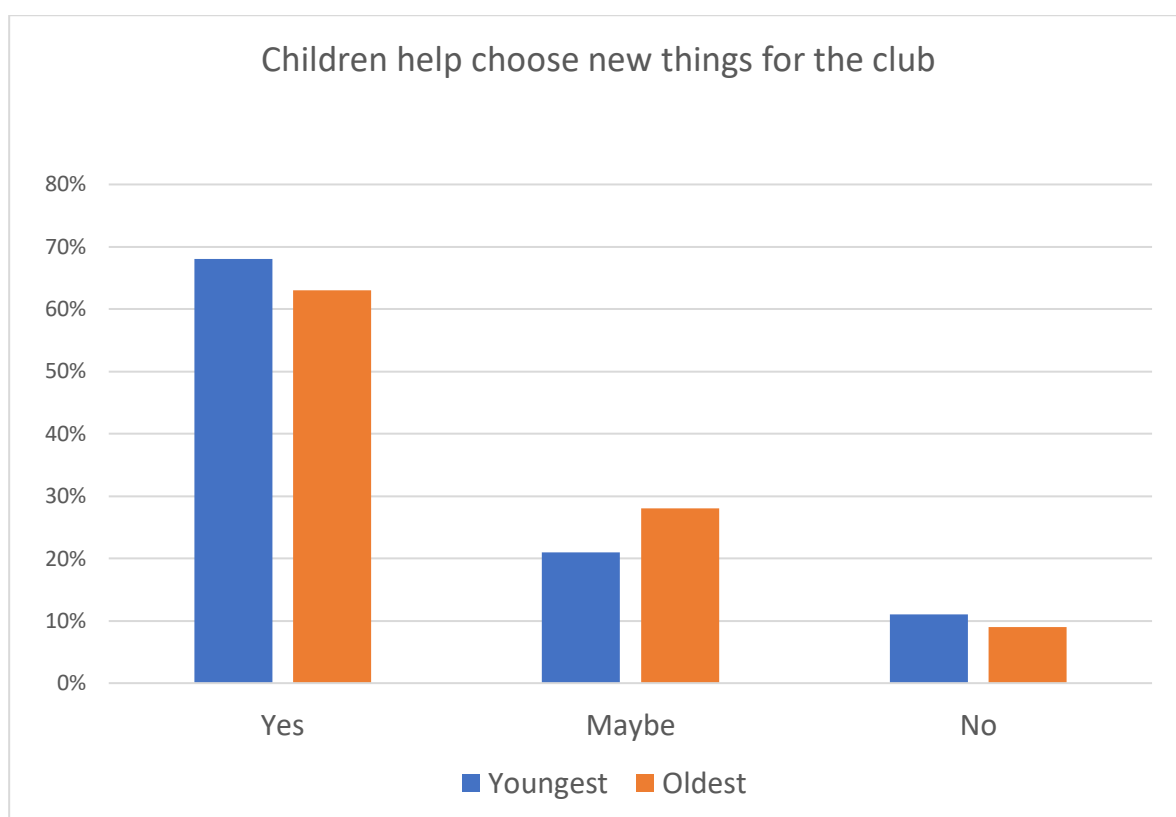
STATEMENT SIX: ‘Children help choose new things for the club.’

68% of the youngest children and 21% of the oldest children agreed they help choose new things for the club; 21% of the youngest and 28% of the oldest said ‘maybe’, and 11% of the youngest and 9% of the oldest said ‘no’.

Table 3.6: ‘Children help choose new things for the club’ (Responses by youngest and oldest)

	Yes	Maybe	No
Youngest	68%	21%	11%
Oldest	63%	28%	9%

Chart 3.6: ‘Children help choose new things for the club’ (Responses by youngest and oldest)



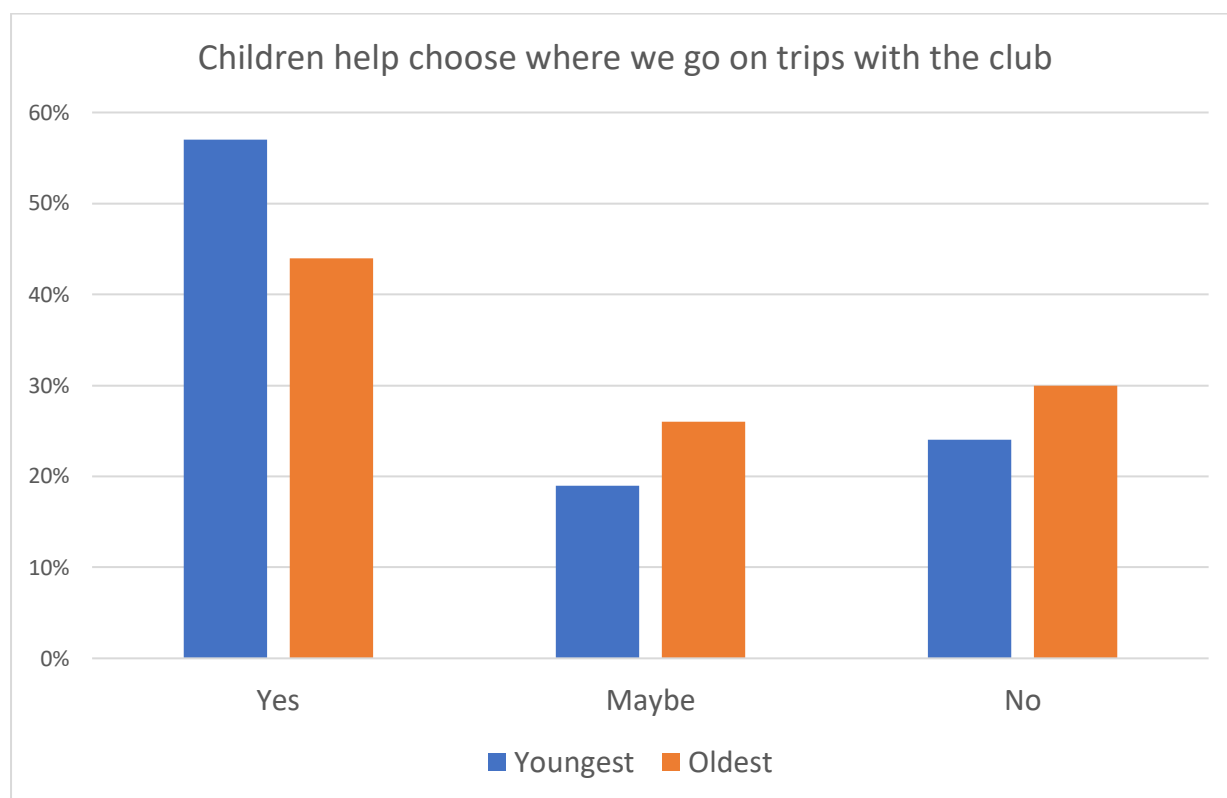
STATEMENT SEVEN: ‘Children help choose where we go on trips with the club.’

57% of the youngest children and 44% of the oldest children agreed they help choose where they go on trips with the club; 19% of the youngest and 26% of the oldest said ‘maybe’, and 24% of the youngest and 30% of the oldest said ‘no’.

Table 3.7: ‘Children help choose where we go on trips with the club’ (Responses by youngest and oldest)

	Yes	Maybe	No
Youngest	57%	19%	24%
Oldest	44%	26%	30%

Chart 3.7: ‘Children help choose where we go on trips with the club’ (Responses by youngest and oldest)



STATEMENT EIGHT: ‘I know I can ask staff if I need help or have a worry,’

90% of the youngest children and 82% of the oldest children agreed they know they can ask staff if they need help or have a worry; 6% of the youngest and 15% of the oldest said ‘maybe’, and 3% of the youngest and 3% of the oldest said ‘no’.

Table 3.8: ‘I know I can ask staff if I need help or have a worry’ (Responses by youngest and oldest)

	Yes	Maybe	No
Youngest	90%	6%	3%
Oldest	82%	15%	3%

Chart 3.8: ‘I know I can ask staff if I need help or have a worry’ (Responses by youngest and oldest)



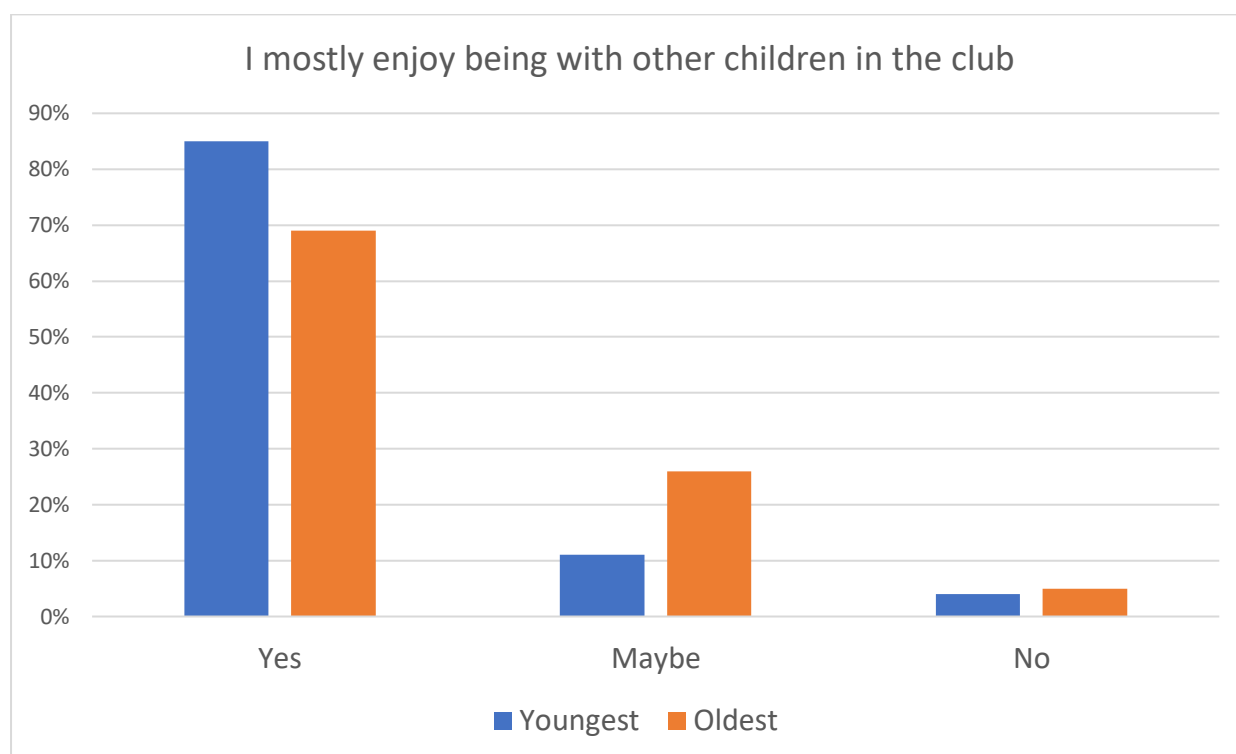
STATEMENT NINE: ‘I mostly enjoy being with other children in the club’

85% of the youngest children and 69% of the oldest children agreed they mostly enjoy being with other children in the club; 11% of the youngest and 26% of the oldest said ‘maybe’, and 4% of the youngest and 5% of the oldest said ‘no’.

Table 3.9: ‘I mostly enjoy being with other children in the club’ (Responses by youngest and oldest)

	Yes	Maybe	No
Youngest	85%	11%	4%
Oldest	69%	26%	5%

Chart 3.9: ‘I mostly enjoy being with other children in the club’ (Responses by youngest and oldest)



APPENDIX ONE- ETHICAL GUIDELINES

Ethical guidelines for children and parents surveys:

1. Participation must be entirely voluntary and the purpose and use of the survey clearly explained.
2. Parents should be asked for permission for their children to take part.
3. All must be assured of anonymity and that no individual will ever be identified.
4. The data you collect can be collated by you to inform your own practice but all of it is also copyright to SOSCN for the national collation of information on the overall case studies.
5. The information will be used to help the government make policy to support out of school care in Scotland.
6. Thank everyone for taking part in this important work.
7. Where children need help in drawing or answering questions please ensure this is done in a way to keep their confidence and without influencing their responses.
8. We suggest if possible that staff who have done or are doing qualifications which include research skills and ethics are the ones to lead the survey work in the service so the work is robust and fairly conducted.
9. If at any point a child or parent or carer no longer wants to participate that is fine.

July 2017

APPENDIX TWO – CHILDREN’S SURVEY

Can you help us please?

Hello from Irene and Andrew, we work for the Scottish Out of School Care Network (SOSCN). SOSCN is a national charity which helps out of school care services in Scotland, and we need your help to tell us about your out of school care club.

What do you need to do?

We believe children should get a chance to tell us what they think of their service.

Can you help us by ticking the boxes on page 2?

There are no right or wrong answers. **This is not a test.** There is another space on the page 3 for you to draw or write answers.

No one will know your answers unless an adult is helping you fill this in. That adult helper knows not to tell you what to say, or tell anyone else what your answers are.

You can answer all the questions or just some. You choose to take part and can stop any time. You can tick or colour in the boxes.

A big smile ☺ means Yes or Agree,
A straight face 😐 means Maybe
A frowny face ☹ means No or Disagree.






























Thank you for your help!

Irene and Andrew

Choose the smiley for YES ☺, MAYBE 😐 or NO ☹ by drawing a circle round it/ colouring in or ticking the box. Please tell us your age and if you are a BOY or a GIRL by drawing a circle round it.

My age:		I am a:	BOY	GIRL
----------------	--	----------------	------------	-------------

	Yes	Maybe	No
1. I am quite happy at the club.			
2. The staff care about children in the club and listen to us.			
3. I can choose what play and games I do at the club.			
4. I learn new and different things at the club.			
5. I get a chance to rest and relax at the club.			
6. Children help choose new things for the club.			
7. Children help choose where we go on trips with the club.			
8. I know I can ask one of the staff if I need help or have a worry.			
9. I mostly enjoy being with other children at the club.			

**You can write or draw your answers for the next questions.
Use more paper if you like.**

10. a What is the best thing about your club?

10. b How could your club be better?

THANK YOU FOR HELPING WITH THIS SURVEY

